

PSAT1 antibody

Product Information

Catalog No.:	FNab06847
Size:	100µg
Form:	liquid
Purification:	Immunogen affinity purified
Purity:	≥95% as determined by SDS-PAGE
Host:	Rabbit
Clonality:	polyclonal
Clone ID:	None
IsoType:	IgG
Storage:	PBS with 0.02% sodium azide and 50% glycerol pH 7.3, -20°C for 12 months(Avoid repeated freeze / thaw cycles.)

Background

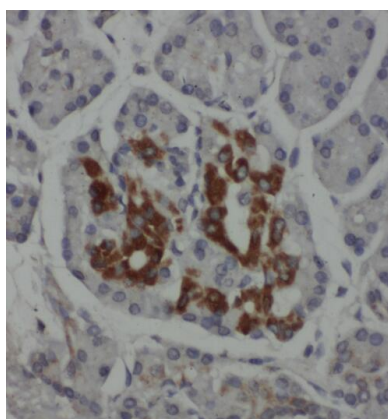
Catalyzes the reversible conversion of 3-phosphohydroxypyruvate to phosphoserine and of 3-hydroxy-2-oxo-4-phosphonooxybutanoate to phosphohydroxythreonine.

Immunogen information


Immunogen:	phosphoserine aminotransferase 1
Synonyms:	Phosphoserine aminotransferase Phosphohydroxythreonine aminotransferase (PSAT) PSAT1 PSA
Observed MW:	37-45 kDa
Uniprot ID :	Q9Y617

Application

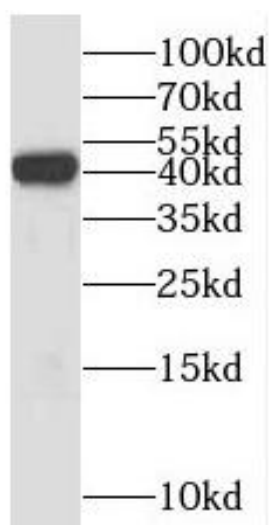
Reactivity:	Human, Mouse, Rat
Tested Application:	ELISA, WB, IHC, IF, IP
Recommended dilution:	WB: 1:500-1:1000; IP: 1:200-1:1000; IHC: 1:50-1:500; IF: 1:20-1:200
Image:	



Immunohistochemistry of paraffin-embedded human pancreas cancer using FNab06847(PSAT1 antibody) at dilution of 1:50



IP Result of anti-PSAT1 (IP:FNab06847, 3ug; Detection:FNab06847 1:300) with HeLa cells lysate 2480ug.



HepG2 cells were subjected to SDS PAGE followed by western blot with FNab06847(PSAT1 antibody) at dilution of 1:600