

PROX1 antibody

Product Information

Catalog No.:	FNab06809
Size:	100µg
Form:	liquid
Purification:	Immunogen affinity purified
Purity:	≥95% as determined by SDS-PAGE
Host:	Rabbit
Clonality:	polyclonal
Clone ID:	None
IsoType:	IgG
Storage:	PBS with 0.02% sodium azide and 50% glycerol pH 7.3, -20°C for 12 months(Avoid repeated freeze / thaw cycles.)

Background

Transcription factor involved in developmental processes such as cell fate determination, gene transcriptional regulation and progenitor cell regulation in a number of organs. Plays a critical role in embryonic development and functions as a key regulatory protein in neurogenesis and the development of the heart, eye lens, liver, pancreas and the lymphatic system. Involved in the regulation of the circadian rhythm. Represses: transcription of the retinoid-related orphan receptor ROR γ , transcriptional activator activity of RORA and ROR γ and the expression of RORA/G-target genes including core clock components: ARNTL/BMAL1, NPAS2 and CRY1 and metabolic genes: AVPR1A and ELOVL3.

Immunogen information

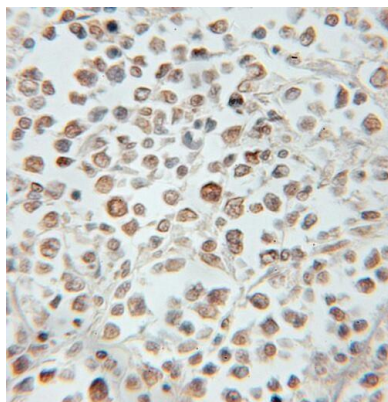
Immunogen:	prospero homeobox 1
Synonyms:	Prospero homeobox protein 1 Homeobox prospero-like protein PROX1 (PROX-1) PROX1
Observed MW:	90 kDa
Uniprot ID :	Q92786

Application

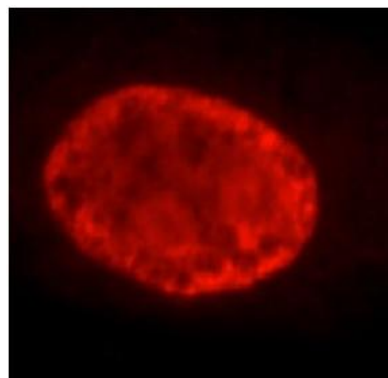
Reactivity:	Human, Mouse, Rat
Tested Application:	ELISA, WB, IHC, IF, FC

Recommended dilution: WB: 1:500-1:2000; IHC: 1:20-1:200; IF: 1:20-1:200


Image:



Immunohistochemistry of paraffin-embedded human lymphoma using FNab06809(PROX1 antibody) at dilution of 1:50



Immunofluorescent analysis of HepG2 cells using FNab06809(PROX1 Antibody) at dilution of 1:100.



human liver tissue were subjected to SDS PAGE followed by western blot with FNab06809(PROX1 antibody) at dilution of 1:500