

PPFIBP1 antibody

Product Information

Catalog No.:	FNab06672
Size:	100µg
Form:	liquid
Purification:	Immunogen affinity purified
Purity:	≥95% as determined by SDS-PAGE
Host:	Rabbit
Clonality:	polyclonal
Clone ID:	None
IsoType:	IgG
Storage:	PBS with 0.02% sodium azide and 50% glycerol pH 7.3, -20°C for 12 months(Avoid repeated freeze / thaw cycles.)

Background

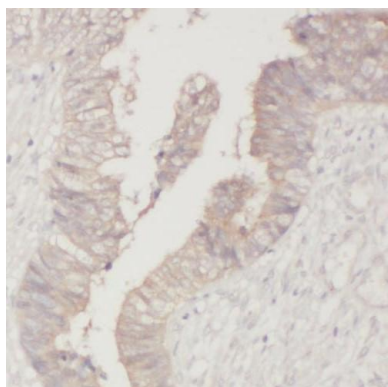
May regulate the disassembly of focal adhesions. Did not bind receptor-like tyrosine phosphatases type 2A.

Immunogen information

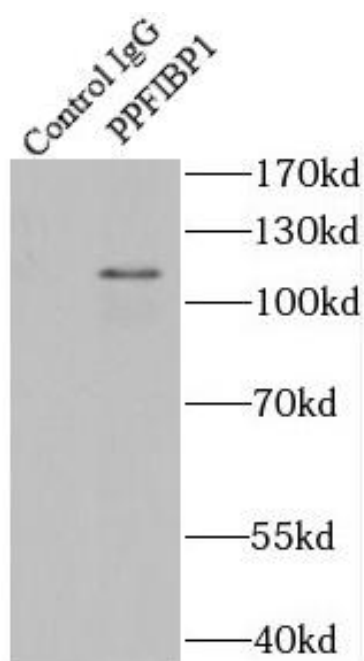
Immunogen:	PTPRF interacting protein, binding protein 1(liprin beta 1)
Synonyms:	Liprin-beta-1 Protein tyrosine phosphatase receptor type f polypeptide-interacting protein-binding protein 1 (PTPRF-interacting protein-binding protein 1) hSGT2 PPFIBP1 KIAA1230
Observed MW:	114 kDa
Uniprot ID :	Q86W92

Application


Reactivity:	Human, Mouse, Rat
Tested Application:	ELISA, WB, IHC, IP
Recommended dilution:	WB: 1:500-1:2000; IP: 1:200-1:1000; IHC: 1:20-1:200
Image:	



Immunohistochemistry of paraffin-embedded human colon cancer using FNab06672 (PPFIBP1 antibody) at dilution of 1:100



IP Result of anti-PPFIBP1 (IP:FNab06672, 4ug; Detection:FNab06672 1:500) with HepG2 cells lysate 2400ug.



HepG2 cells were subjected to SDS PAGE followed by western blot with FNab06672 (PPFIBP1 antibody) at dilution of 1:1000