

PIP5K1A antibody

Product Information

Catalog No.:	FNab06463
Size:	100µg
Form:	liquid
Purification:	Immunogen affinity purified
Purity:	≥95% as determined by SDS-PAGE
Host:	Rabbit
Clonality:	polyclonal
Clone ID:	None
IsoType:	IgG
Storage:	PBS with 0.02% sodium azide and 50% glycerol pH 7.3, -20°C for 12 months (Avoid repeated freeze / thaw cycles.)

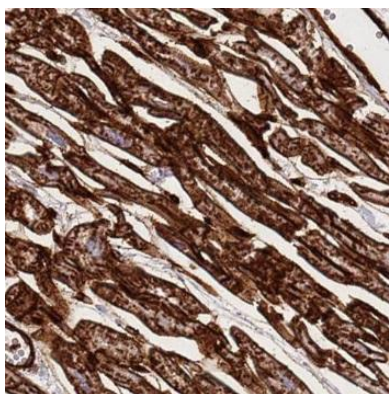
Background

Immunogen information

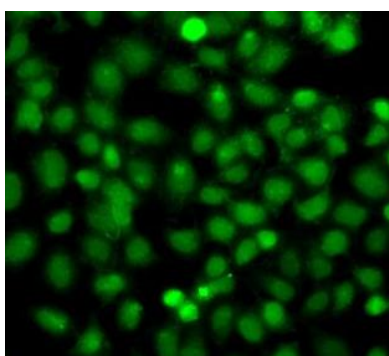
Immunogen:	phosphatidylinositol-4-phosphate 5-kinase, type I, alpha
Synonyms:	Phosphatidylinositol 4-phosphate 5-kinase type-1 alpha (PIP5K1-alpha, PtdIns(4)P-5-kinase 1 alpha) 68 kDa type I phosphatidylinositol 4-phosphate 5-kinase alpha Phosphatidylinositol 4-phosphate 5-kinase type I alpha (PIP5KIalpha) PIP5K1A
Observed MW:	63 kDa
Uniprot ID :	Q99755

Application


Reactivity:	Human, Rat
Tested Application:	ELISA, WB, IHC, IF
Recommended dilution:	WB: 1:500 - 1:2000; IHC: 1:50 - 1:200; IF: 1:50 - 1:200
Image:	



Immunohistochemistry of paraffin-embedded human heart using FNab06463(PIP5K1A antibody) at dilution of 1:200



Immunofluorescence analysis of A549 cells using FNab06463(PIP5K1A antibody) at dilution of 1:50



A431 cells were subjected to SDS PAGE followed by western blot with FNab06463(PIP5K1A antibody) at dilution of 1:1000