

PDHB antibody

Product Information

Catalog No.:	FNab06270
Size:	100µg
Form:	liquid
Purification:	Immunogen affinity purified
Purity:	≥95% as determined by SDS-PAGE
Host:	Rabbit
Clonality:	polyclonal
Clone ID:	None
IsoType:	IgG
Storage:	PBS with 0.02% sodium azide and 50% glycerol pH 7.3, -20°C for 12 months(Avoid repeated freeze / thaw cycles.)

Background

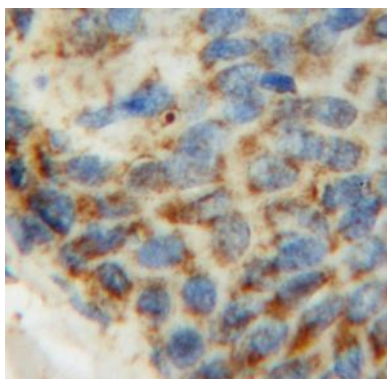
The pyruvate dehydrogenase complex catalyzes the overall conversion of pyruvate to acetyl-CoA and CO(2), and thereby links the glycolytic pathway to the tricarboxylic cycle.

Immunogen information


Immunogen:	pyruvate dehydrogenase(lipoamide) beta
Synonyms:	Pyruvate dehydrogenase E1 component subunit beta, mitochondrial (PDHE1-B) PDHB PHE1B
Observed MW:	35 kDa
Uniprot ID :	P11177

Application

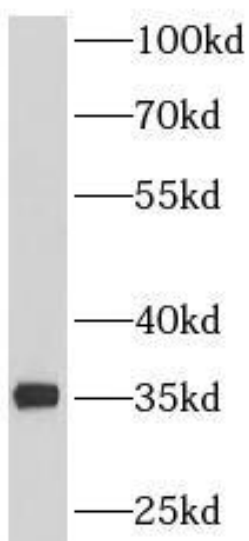
Reactivity:	Human, Mouse, Rat
Tested Application:	ELISA, WB, IHC, IP
Recommended dilution:	WB: 1:1000-1:6000; IP: 1:200-1:1000; IHC: 1:20-1:200
Image:	



Immunohistochemistry of paraffin-embedded human skin cancer using FNab06270(PDHB antibody) at dilution of 1:100



IP Result of anti-PDHB (IP:FNab06270, 4ug; Detection:FNab06270 1:300) with mouse heart tissue lysate 4000ug.



human heart tissue were subjected to SDS PAGE followed by western blot with FNab06270(PDHB antibody) at dilution of 1:300