

## CDH3 antibody

### Product Information

Catalog No.:	FNab06187
Size:	100µg
Form:	liquid
Purification:	Immunogen affinity purified
Purity:	≥95% as determined by SDS-PAGE
Host:	Rabbit
Clonality:	polyclonal
Clone ID:	None
IsoType:	IgG
Storage:	PBS with 0.1% sodium azide and 50% glycerol pH 7.3, -20°C for 12 months(Avoid repeated freeze / thaw cycles.)

### Background

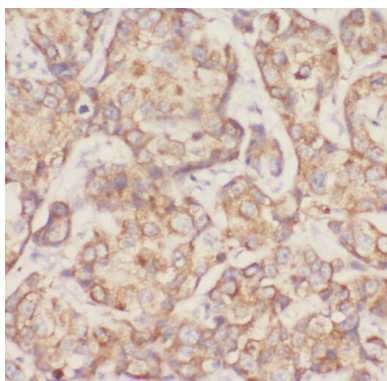
None

### Immunogen information


Immunogen:	cadherin 3, type 1, P-cadherin(placental)
Synonyms:	Cadherin-3 Placental cadherin (P-cadherin) CDH3 CDHP
Observed MW:	120 kDa
Uniprot ID :	P22223

### Application

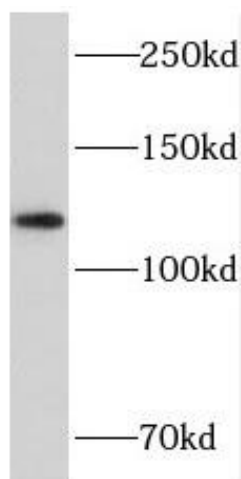
Reactivity:	Human, Mouse, Rat
Tested Application:	ELISA, WB, IHC, IF, IP
Recommended dilution:	WB: 1:500-1:2000; IP: 1:200-1:1000; IHC: 1:20-1:200; IF: 1:20-1:200
Image:	



Immunohistochemistry of paraffin-embedded human breast cancer tissue slide using FNab06187(CDH3 Antibody) at dilution of 1:200 heat mediated antigen retrieved with Tris-EDTA buffer(pH9).



IP Result of anti-P-cadherin (IP:FNab06187, 4ug; Detection:FNab06187 1:300) with A431 cells lysate 3040ug.



A431 cells were subjected to SDS PAGE followed by western blot with FNab06187(P-cadherin Antibody) at dilution of 1:1000