

## PBX3 antibody

### Product Information

Catalog No.:	FNab06183
Size:	100µg
Form:	liquid
Purification:	Immunogen affinity purified
Purity:	≥95% as determined by SDS-PAGE
Host:	Rabbit
Clonality:	polyclonal
Clone ID:	None
IsoType:	IgG
Storage:	PBS with 0.02% sodium azide and 50% glycerol pH 7.3, -20°C for 12 months(Avoid repeated freeze / thaw cycles.)

### Background

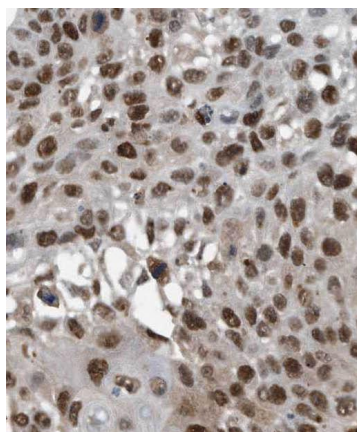
Transcriptional activator that binds the sequence 5'-ATCAATCAA-3'.

### Immunogen information

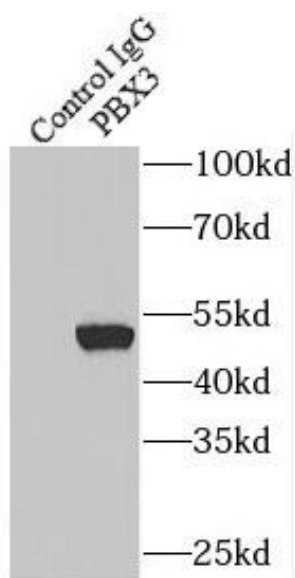
Immunogen:	pre-B-cell leukemia homeobox 3
Synonyms:	Pre-B-cell leukemia transcription factor 3 Homeobox protein PBX3 PBX3
Observed MW:	47 kDa
Uniprot ID :	P40426

### Application


Reactivity:	Human, Mouse, Rat
Tested Application:	ELISA, WB, IHC, IP
Recommended dilution:	WB: 1:500-1:2000; IP: 1:200-1:1000; IHC: 1:20-1:200
Image:	



Immunohistochemistry of paraffin-embedded human lung cancer using FNab06183(PBX3 antibody) at dilution of 1:50



IP Result of anti-PBX3 (IP:FNab06183, 4ug; Detection:FNab06183 1:500) with HL-60 cells lysate 3040ug.



human lung tissue were subjected to SDS PAGE followed by western blot with FNab06183(PBX3 antibody) at dilution of 1:500