

## PXN antibody

### Product Information

Catalog No.:	FNab06178
Size:	100µg
Form:	liquid
Purification:	Immunogen affinity purified
Purity:	≥95% as determined by SDS-PAGE
Host:	Rabbit
Clonality:	polyclonal
Clone ID:	None
IsoType:	IgG
Storage:	PBS with 0.02% sodium azide and 50% glycerol pH 7.3, -20°C for 12 months(Avoid repeated freeze / thaw cycles.)

### Background

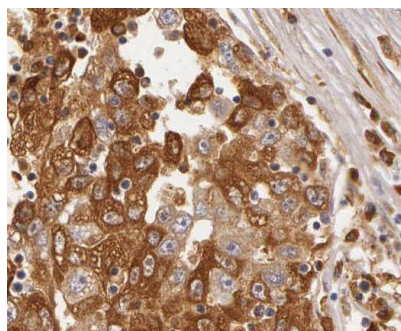
None

### Immunogen information

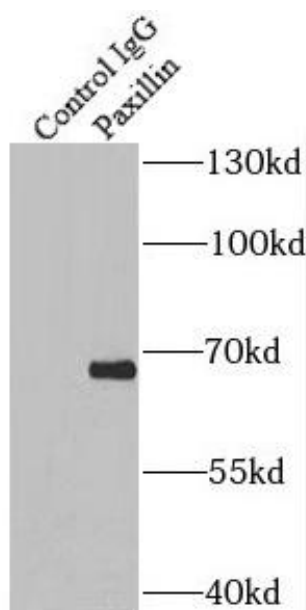
Immunogen:	paxillin
Synonyms:	Paxillin PXN
Observed MW:	68 kDa
Uniprot ID :	P49023

### Application


Reactivity:	Human, Mouse
Tested Application:	ELISA, WB, IHC, IP, IF
Recommended dilution:	WB: 1:500-1:2000; IP: 1:200-1:2000; IHC: 1:20-1:200; IF: 1:20-1:200
Image:	



Immunohistochemistry of paraffin-embedded human liver cancer using FNaB06178(PXN antibody) at dilution of 1:50



IP Result of anti-PXN (IP:FNaB06178, 3ug; Detection:FNaB06178 1:1000) with mouse brain tissue lysate 7500ug.



mouse brain tissue were subjected to SDS PAGE followed by western blot with FNaB06178(PXN antibody) at dilution of 1:1000