

Pan-PAX antibody

Product Information

Catalog No.:	FNab06136
Size:	100µg
Form:	liquid
Purification:	Immunogen affinity purified
Purity:	≥95% as determined by SDS-PAGE
Host:	Rabbit
Clonality:	polyclonal
Clone ID:	None
IsoType:	IgG
Storage:	PBS with 0.02% sodium azide and 50% glycerol pH 7.3, -20°C for 12 months(Avoid repeated freeze / thaw cycles.)

Background

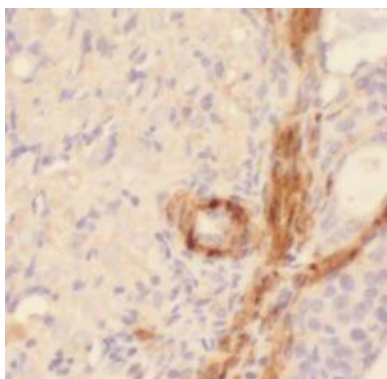
None

Immunogen information


Immunogen:	paired box 8
Synonyms:	Paired box protein Pax-8 PAX8
Observed MW:	45 kDa
Uniprot ID :	Q06710

Application


Reactivity:	Human, Mouse, Rat
Tested Application:	ELISA, WB, IHC, IP
Recommended dilution:	WB: 1:500-1:2000; IP: 1:500-1:1000; IHC: 1:50-1:500
Image:	



Immunohistochemistry of paraffin-embedded human ovary tumor using FNab06136(pan-PAX antibody) at dilution of 1:50



IP Result of anti-pan-PAX (IP:FNab06136, 3ug; Detection:FNab06136 1:800) with SKOV-3 cells lysate 2500ug.



SKOV-3 cells were subjected to SDS PAGE followed by western blot with FNab06136(pan-PAX antibody) at dilution of 1:300