

## PAFAH2 antibody

### Product Information

Catalog No.:	FNab06111
Size:	100µg
Form:	liquid
Purification:	Immunogen affinity purified
Purity:	≥95% as determined by SDS-PAGE
Host:	Rabbit
Clonality:	polyclonal
Clone ID:	None
IsoType:	IgG
Storage:	PBS with 0.02% sodium azide and 50% glycerol pH 7.3, -20°C for 12 months(Avoid repeated freeze / thaw cycles.)

### Background

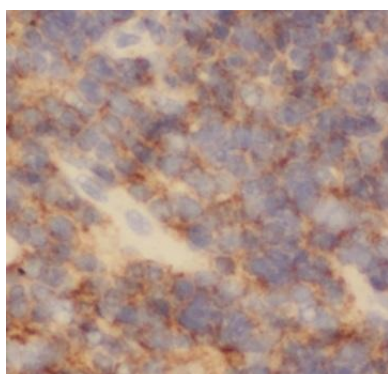
Has a marked selectivity for phospholipids with short acyl chains at the sn-2 position. May share a common physiologic function with the plasma-type enzyme.

### Immunogen information


Immunogen:	platelet-activating factor acetylhydrolase 2, 40kDa
Synonyms:	Platelet-activating factor acetylhydrolase 2, cytoplasmic PAF:lysophospholipid transacetylase PAF:sphingosine transacetylase Platelet-activating factor acetyltransferase PAFAH2 Serine-dependent phospholipase A2 (SD-PLA2, hSD-PLA2) PAFAH2
Observed MW:	44-46 kDa
Uniprot ID :	Q99487

### Application

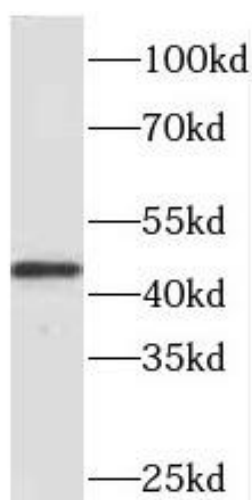
Reactivity:	Human, Mouse, Rat
Tested Application:	ELISA, WB, IHC, IP
Recommended dilution:	WB: 1:500-1:2000; IP: 1:200-1:1000; IHC: 1:20-1:200
Image:	



Immunohistochemistry of paraffin-embedded human lymphoma using FNab06111(PAFAH2 antibody) at dilution of 1:50



IP Result of anti-PAFAH2 (IP:FNab06111, 4ug; Detection:FNab06111 1:300) with mouse liver tissue lysate 6400ug.



mouse liver tissue were subjected to SDS PAGE followed by western blot with FNab06111(PAFAH2 antibody) at dilution of 1:300