

P4HA1 antibody

Product Information

Catalog No.:	FNab06079
Size:	100µg
Form:	liquid
Purification:	Protein A+G purification
Purity:	≥95% as determined by SDS-PAGE
Host:	Mouse
Clonality:	monoclonal
Clone ID:	4F1
IsoType:	IgG1
Storage:	PBS with 0.02% sodium azide and 50% glycerol pH 7.3, -20°C for 12 months(Avoid repeated freeze / thaw cycles.)

Background

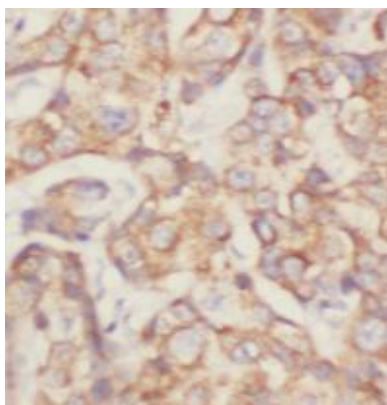
Catalyzes the post-translational formation of 4-hydroxyproline in-Xaa-Pro-Gly-sequences in collagens and other proteins.

Immunogen information

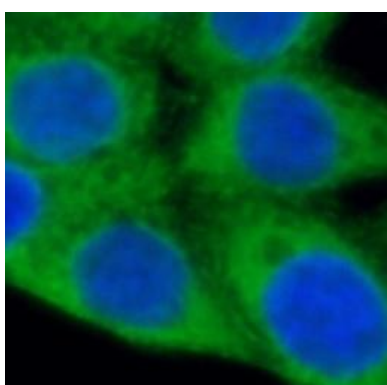
Immunogen:	prolyl 4-hydroxylase, alpha polypeptide I
Synonyms:	Prolyl 4-hydroxylase subunit alpha-1 (4-PH alpha-1) Procollagen-proline,2-oxoglutarate-4-dioxygenase subunit alpha-1 P4HA1 P4HA
Observed MW:	61 kDa
Uniprot ID :	P13674

Application

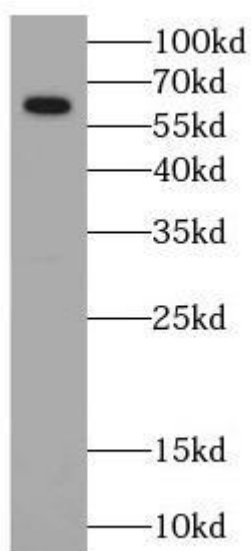
Reactivity:	Human, Mouse, Rat
Tested Application:	ELISA, WB, IHC, IF
Recommended dilution:	WB: 1:500-1:2000; IHC: 1:200-1:1000; IF: 1:50-1:500
Image:	



Immunohistochemistry of paraffin-embedded human breast cancer tissue slide using FNab06079(P4HA1 Antibody) at dilution of 1:500 heat mediated antigen retrieved with Tris-EDTA buffer(pH9).



Immunofluorescent analysis of (-20°C Ethanol) fixed PC-3 cells using FNab06079 (P4HA1 antibody) at dilution of 1:100 and Alexa Fluor 488-conjugated Goat Anti-Mouse IgG(H+L)



PC-3 cells were subjected to SDS PAGE followed by western blot with FNab06079(P4HA1 antibody) at dilution of 1:1000