

P4HA1 antibody

Product Information

Catalog No.:	FNab06078
Size:	100µg
Form:	liquid
Purification:	Immunogen affinity purified
Purity:	≥95% as determined by SDS-PAGE
Host:	Rabbit
Clonality:	polyclonal
Clone ID:	None
IsoType:	IgG
Storage:	PBS with 0.02% sodium azide and 50% glycerol pH 7.3, -20°C for 12 months(Avoid repeated freeze / thaw cycles.)

Background

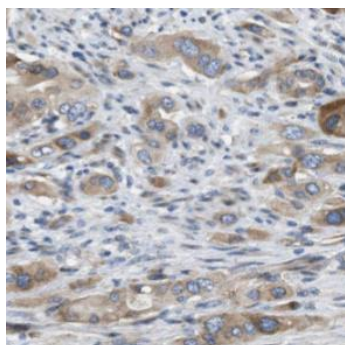
Catalyzes the post-translational formation of 4-hydroxyproline in-Xaa-Pro-Gly-sequences in collagens and other proteins.

Immunogen information

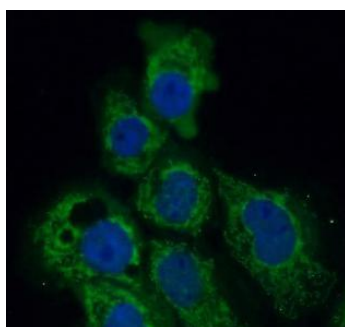
Immunogen:	prolyl 4-hydroxylase, alpha polypeptide I
Synonyms:	Prolyl 4-hydroxylase subunit alpha-1 (4-PH alpha-1) Procollagen-proline,2-oxoglutarate-4-dioxygenase subunit alpha-1 P4HA1 P4HA
Observed MW:	61 kDa
Uniprot ID :	P13674

Application

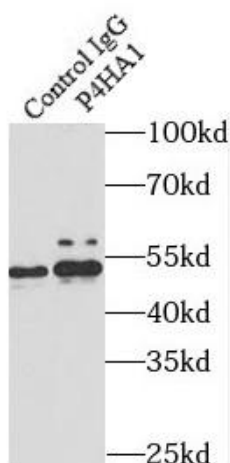
Reactivity:	Human, Mouse, Rat
Tested Application:	ELISA, WB, IHC, IP, IF
Recommended dilution:	WB: 1:500-1:1000; IP: 1:500-1:1000; IHC: 1:20-1:200; IF: 1:50-1:500
Image:	



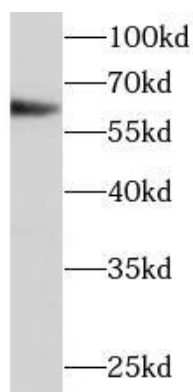
Immunohistochemistry of paraffin-embedded human pancreas cancer using FNab06078(P4HA1 antibody) at dilution of 1:100



Immunofluorescent analysis of (-20°C Ethanol) fixed A431 cells using FNab06078 (P4HA1 antibody) at dilution of 1:50 and Alexa Fluor 488-conjugated Goat Anti-Rabbit IgG(H+L)



IP Result of anti-P4HA1 (IP:FNab06078, 3ug; Detection:FNab06078 1:600) with A431 cells lysate 3300ug.



A431 cells were subjected to SDS PAGE followed by western blot with FNab06078(P4HA1 antibody) at dilution of 1:600