

BCAR1 antibody

Product Information

Catalog No.:	FNab06061
Size:	100µg
Form:	liquid
Purification:	Immunogen affinity purified
Purity:	≥95% as determined by SDS-PAGE
Host:	Rabbit
Clonality:	polyclonal
Clone ID:	None
IsoType:	IgG
Storage:	PBS with 0.02% sodium azide and 50% glycerol pH 7.3, -20°C for 12 months(Avoid repeated freeze / thaw cycles.)

Background

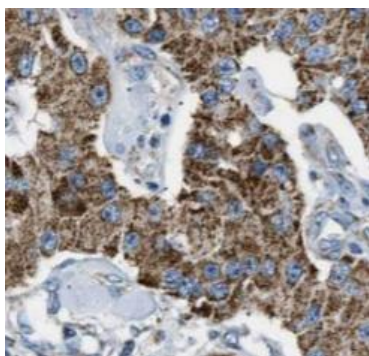
None

Immunogen information


Immunogen:	breast cancer anti-estrogen resistance 1
Synonyms:	Breast cancer anti-estrogen resistance protein 1 CRK-associated substrate Cas scaffolding protein family member 1 p130cas BCAR1 CAS CASS1 CRKAS
Observed MW:	116 kDa
Uniprot ID :	P56945

Application

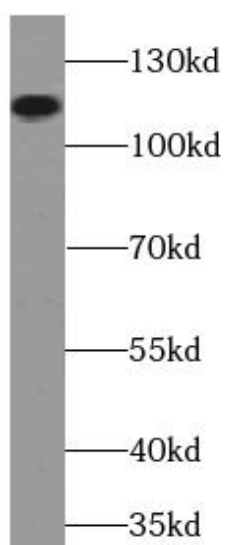
Reactivity:	Human, Mouse, Rat
Tested Application:	ELISA, WB, IHC, IF, IP
Recommended dilution:	WB: 1:500-1:3000; IP: 1:500-1:1000; IHC: 1:20-1:200; IF: 1:10-1:100
Image:	



Immunohistochemistry of paraffin-embedded human colon cancer using FNab06061(BCAR1 antibody) at dilution of 1:100



IP Result of anti-p130Cas (IP:FNab06061, 4ug; Detection:FNab06061 1:600) with RAW 264.7 cells lysate 4000ug.



A431 cells were subjected to SDS PAGE followed by western blot with FNab06061(BCAR1 antibody) at dilution of 1:800