

## OSBPL11 antibody

### Product Information

Catalog No.:	FNab06018
Size:	100µg
Form:	liquid
Purification:	Immunogen affinity purified
Purity:	≥95% as determined by SDS-PAGE
Host:	Rabbit
Clonality:	polyclonal
Clone ID:	None
IsoType:	IgG
Storage:	PBS with 0.02% sodium azide and 50% glycerol pH 7.3, -20°C for 12 months(Avoid repeated freeze / thaw cycles.)

### Background

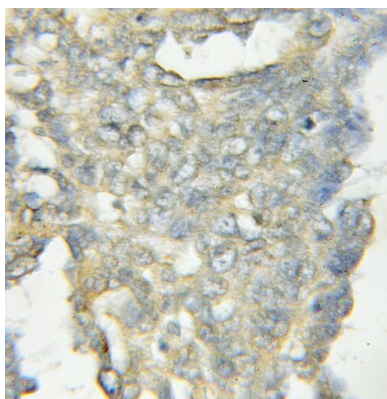
Plays a role in regulating ADIPOQ and FABP4 levels in differentiating adipocytes and is also involved in regulation of adipocyte triglyceride storage(PubMed:23028956). Weakly binds 25-hydroxycholesterol(PubMed:17428193).

### Immunogen information


Immunogen:	oxysterol binding protein-like 11
Synonyms:	Oxysterol-binding protein-related protein 11 (ORP-11, OSBP-related protein 11) OSBPL11 ORP11 OSBP12
Observed MW:	84 kDa
Uniprot ID :	Q9BXB4

### Application


Reactivity:	Human
Tested Application:	ELISA, WB, IHC, IP
Recommended dilution:	WB: 1:500-1:2000; IP: 1:200-1:1000; IHC: 1:20-1:200
Image:	



Immunohistochemistry of paraffin-embedded human ovary tumor using FNab06018(OSBPL11 antibody) at dilution of 1:50



IP Result of anti-OSBPL11 (IP:FNab06018, 4ug; Detection:FNab06018 1:300) with mouse testis tissue lysate 4000ug.



human skeletal muscle tissue were subjected to SDS PAGE followed by western blot with FNab06018(OSBPL11 antibody) at dilution of 1:500