

NUFIP1 antibody

Product Information

Catalog No.:	FNab05910
Size:	100µg
Form:	liquid
Purification:	Immunogen affinity purified
Purity:	≥95% as determined by SDS-PAGE
Host:	Rabbit
Clonality:	polyclonal
Clone ID:	None
IsoType:	IgG
Storage:	PBS with 0.02% sodium azide and 50% glycerol pH 7.3, -20°C for 12 months(Avoid repeated freeze / thaw cycles.)

Background

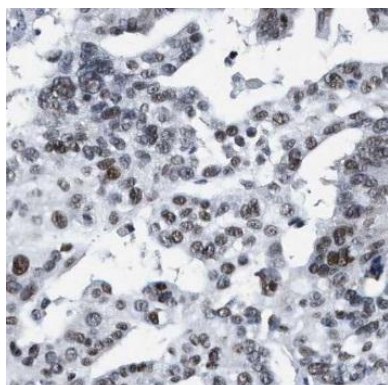
Binds RNA.

Immunogen information

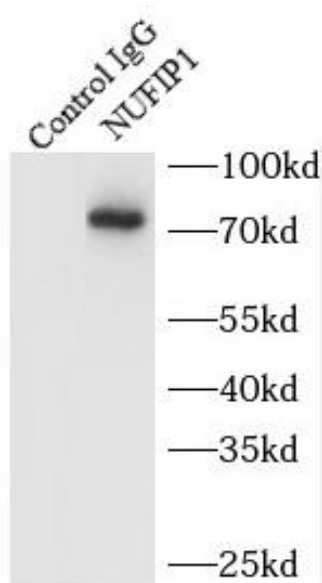
Immunogen:	nuclear fragile X mental retardation protein interacting protein 1
Synonyms:	FMR1-interacting protein NUFIP1 Nuclear FMR1-interacting protein 1 Nuclear FMRP-interacting protein 1 NUFIP1
Observed MW:	70-75 kDa
Uniprot ID :	Q9UHK0

Application


Reactivity:	Human, Mouse, Rat
Tested Application:	ELISA, WB, IHC, IP
Recommended dilution:	WB: 1:500-1:2000; IP: 1:200-1:1000; IHC: 1:20-1:200
Image:	



Immunohistochemistry of paraffin-embedded human ovary tumor using FNab05910(NUFIP1 antibody) at dilution of 1:50



IP Result of anti-NUFIP1 (IP:FNab05910, 4ug; Detection:FNab05910 1:800) with HeLa cells lysate 1200ug.



A375 cells were subjected to SDS PAGE followed by western blot with FNab05910(NUFIP1 antibody) at dilution of 1:400