

NUDCD3 antibody

Product Information

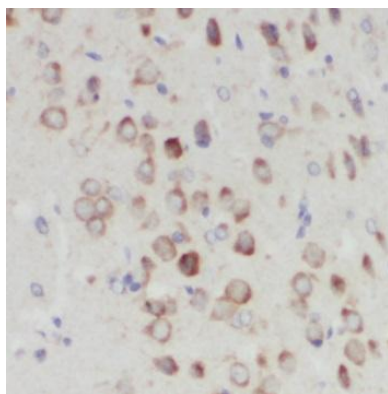
Catalog No.:	FNab05897
Size:	100µg
Form:	liquid
Purification:	Immunogen affinity purified
Purity:	≥95% as determined by SDS-PAGE
Host:	Rabbit
Clonality:	polyclonal
Clone ID:	None
IsoType:	IgG
Storage:	PBS with 0.02% sodium azide and 50% glycerol pH 7.3, -20°C for 12 months(Avoid repeated freeze / thaw cycles.)

Immunogen information


Immunogen:	NudC domain containing 3
Synonyms:	NudC domain-containing protein 3 NUDCD3 KIAA1068
Observed MW:	50 kDa
Uniprot ID :	Q8IVD9

Application

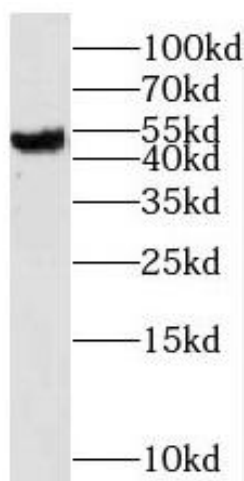
Reactivity:	Human
Tested Application:	ELISA, WB, IHC, IP
Recommended dilution:	WB: 1:500-1:2000; IP: 1:200-1:1000; IHC: 1:20-1:200
Image:	



Immunohistochemistry of paraffin-embedded human brain using FNab05897(NUDCD3 antibody) at dilution of 1:100



IP Result of anti-NUDCD3 (IP:FNab05897, 4ug; Detection:FNab05897 1:800) with mouse brain tissue lysate 4000ug.



human liver tissue were subjected to SDS PAGE followed by western blot with FNab05897(NUDCD3 antibody) at dilution of 1:300