

NOB1 antibody

Product Information

Catalog No.:	FNab05777
Size:	100µg
Form:	liquid
Purification:	Immunogen affinity purified
Purity:	≥95% as determined by SDS-PAGE
Host:	Rabbit
Clonality:	polyclonal
Clone ID:	None
IsoType:	IgG
Storage:	PBS with 0.02% sodium azide and 50% glycerol pH 7.3, -20°C for 12 months(Avoid repeated freeze / thaw cycles.)

Background

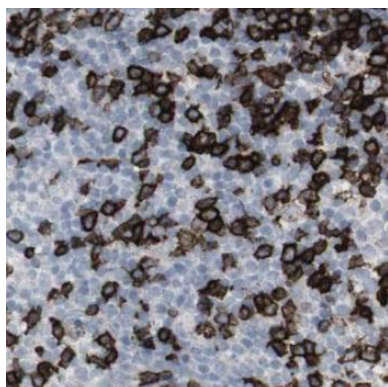
May play a role in mRNA degradation.

Immunogen information

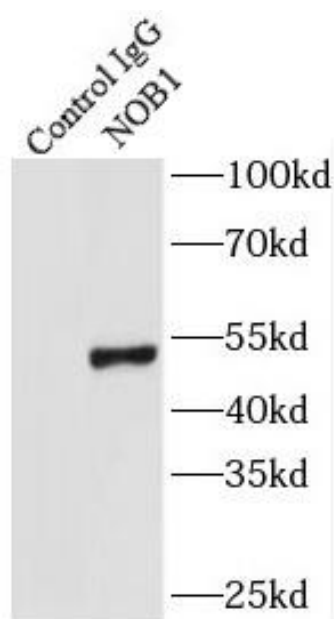
Immunogen:	NIN1/RPN12 binding protein 1 homolog
Synonyms:	RNA-binding protein NOB1 Phosphorylation regulatory protein HP-10 Protein ART-4 NOB1 ART4 NOB1P PSMD8BP1
Observed MW:	47 kDa
Uniprot ID :	Q9ULX3

Application


Reactivity:	Human, Mouse, Rat
Tested Application:	ELISA, WB, IHC, IP
Recommended dilution:	WB: 1:500-1:2000; IP: 1:200-1:1000; IHC: 1:20-1:200
Image:	



Immunohistochemistry of paraffin-embedded human lymphoma using FNab05777(NOB1 antibody) at dilution of 1:25



IP Result of anti-NOB1 (IP:FNab05777, 4ug; Detection:FNab05777 1:300) with HepG2 cells lysate 2400ug.



Jurkat cells were subjected to SDS PAGE followed by western blot with FNab05777(NOB1 antibody) at dilution of 1:500