

NFIA antibody

Product Information

Catalog No.:	FNab05698
Size:	100µg
Form:	liquid
Purification:	Immunogen affinity purified
Purity:	≥95% as determined by SDS-PAGE
Host:	Rabbit
Clonality:	polyclonal
Clone ID:	None
IsoType:	IgG
Storage:	PBS with 0.02% sodium azide and 50% glycerol pH 7.3, -20°C for 12 months(Avoid repeated freeze / thaw cycles.)

Background

Recognizes and binds the palindromic sequence 5'-TTGGCNNNNNGCCAA-3' present in viral and cellular promoters and in the origin of replication of adenovirus type 2. These proteins are individually capable of activating transcription and replication. The calculated molecular weight of NFIA is 55 kDa, However the size of the proteins cross-linked to the adenoviral NF-I element ranged from 60 to 80 kDa .

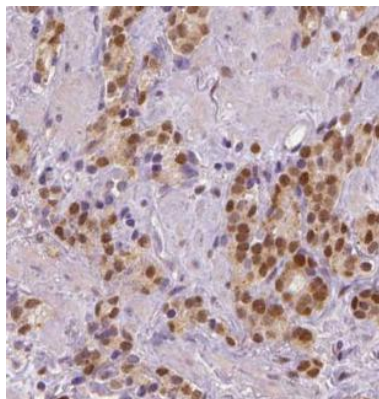
Immunogen information

Immunogen:	nuclear factor I/A
Synonyms:	Nuclear factor 1 A-type (NF1-A, Nuclear factor 1/A) CCAAT-box-binding transcription factor (CTF) Nuclear factor I/A (NF-I/A, NFI-A) TGGCA-binding protein NFIA KIAA1439
Observed MW:	60-70 kDa
Uniprot ID :	Q12857

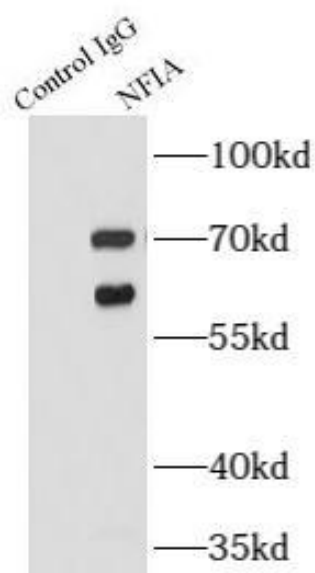
Application

Reactivity:	Human, Mouse, Rat
Tested Application:	ELISA, WB, IHC, IP
Recommended dilution:	WB: 1:500-1:1000; IP: 1:500-1:1000; IHC: 1:10-1:100


Image:



Immunohistochemistry of paraffin-embedded human prostate cancer using FNab05698(NFIA antibody) at dilution of 1:25



IP Result of anti-NFIA (IP: FNab05698, 4ug; Detection: FNab05698 1:500) with A431 cells lysate 2000ug.



A431 cells were subjected to SDS PAGE followed by western blot with FNab05698(NFIA antibody) at dilution of 1:1000