

NRP1 antibody

Product Information

Catalog No.:	FNab05680
Size:	100µg
Form:	liquid
Purification:	Protein A+G purification
Purity:	≥95% as determined by SDS-PAGE
Host:	Mouse
Clonality:	monoclonal
Clone ID:	5F7
IsoType:	IgG2a
Storage:	PBS with 0.02% sodium azide and 50% glycerol pH 7.3, -20°C for 12 months(Avoid repeated freeze / thaw cycles.)

Background

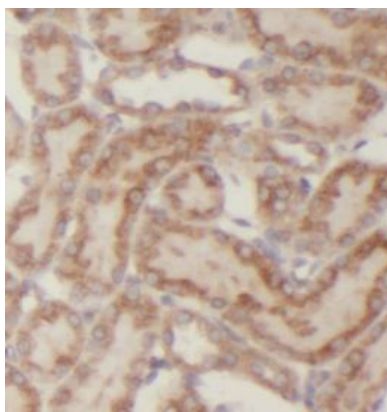
None

Immunogen information

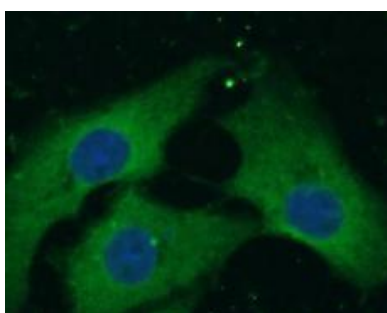
Immunogen:	neuropilin 1
Synonyms:	Neuropilin-1 Vascular endothelial cell growth factor 165 receptor NRP1 NRP VEGF165R
Observed MW:	130 kDa
Uniprot ID :	O14786

Application

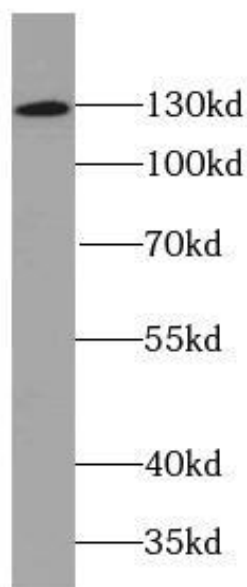
Reactivity:	Human
Tested Application:	ELISA, WB, IHC, IF
Recommended dilution:	WB: 1:1000-1:3000; IHC: 1:20-1:200 IF: 1:50-1:200
Image:	



Immunohistochemistry of paraffin-embedded human kidney tissue slide using FNab05680 (Neuropilin 1 Antibody) at dilution of 1:200



Immunofluorescent analysis of (-20°C Ethanol) fixed SH-SY5Y cells using FNab05680 (Neuropilin 1 antibody) at dilution of 1:100 and Alexa Fluor 488-conjugated Goat Anti-Mouse IgG(H+L)



human brain tissue were subjected to SDS PAGE followed by western blot with FNab05680 (Neuropilin 1 Antibody) at dilution of 1:2000