

## NRGN antibody

### Product Information

Catalog No.:	FNab05676
Size:	100µg
Form:	liquid
Purification:	Immunogen affinity purified
Purity:	≥95% as determined by SDS-PAGE
Host:	Rabbit
Clonality:	polyclonal
Clone ID:	None
IsoType:	IgG
Storage:	PBS with 0.02% sodium azide and 50% glycerol pH 7.3, -20°C for 12 months(Avoid repeated freeze / thaw cycles.)

### Background

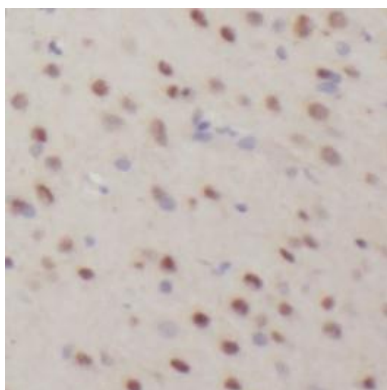
None

### Immunogen information


Immunogen:	neurogranin(protein kinase C substrate, RC3)
Synonyms:	Neurogranin (Ng) RC3 NEUG(55-78) NRGN
Observed MW:	15 kDa
Uniprot ID :	Q92686

### Application


Reactivity:	Human, Mouse, Rat
Tested Application:	ELISA, WB, IHC, IP
Recommended dilution:	WB: 1:500-1:2000; IHC: 1:20-1:200; IP: 1:500-1:2000
Image:	



Immunohistochemistry of paraffin-embedded human brain using FNab05676(NRGN antibody) at dilution of 1:50



IP Result of anti-Neurogranin (IP:FNab05676, 4ug; Detection:FNab05676 1:1000) with mouse brain tissue lysate 2640ug.



mouse brain tissue were subjected to SDS PAGE followed by western blot with FNab05676(NRGN antibody) at dilution of 1:1000