

NCAM2 antibody

Product Information

Catalog No.:	FNab05576
Size:	100µg
Form:	liquid
Purification:	Immunogen affinity purified
Purity:	≥95% as determined by SDS-PAGE
Host:	Rabbit
Clonality:	polyclonal
Clone ID:	None
IsoType:	IgG
Storage:	PBS with 0.02% sodium azide and 50% glycerol pH 7.3, -20°C for 12 months(Avoid repeated freeze / thaw cycles.)

Background


May play important roles in selective fasciculation and zone-to-zone projection of the primary olfactory axons.

Immunogen information


Immunogen:	neural cell adhesion molecule 2
Synonyms:	Neural cell adhesion molecule 2 (N-CAM-2, NCAM-2) NCAM2 NCAM21
Observed MW:	125 kDa
Uniprot ID :	O15394

Application

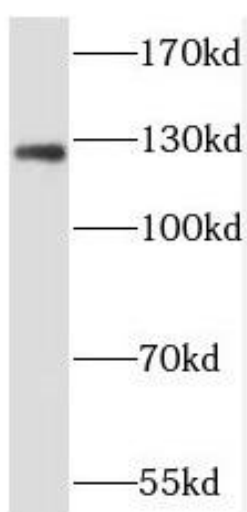
Reactivity:	Human, Mouse, Rat
Tested Application:	ELISA, WB, IHC, IP
Recommended dilution:	WB: 1:500-1:2000; IP: 1:200-1:1000; IHC: 1:20-1:200
Image:	



Immunohistochemistry of paraffin-embedded human gliomas using FNab05576(NCAM2 antibody) at dilution of 1:100



IP Result of anti-NCAM2 (IP:FNab05576, 3ug; Detection:FNab05576 1:1000) with mouse brain tissue lysate 4000ug.



human brain tissue were subjected to SDS PAGE followed by western blot with FNab05576(NCAM2 antibody) at dilution of 1:1000