

CDH2 antibody

Product Information

Catalog No.:	FNab05570
Size:	100µg
Form:	liquid
Purification:	Immunogen affinity purified
Purity:	≥95% as determined by SDS-PAGE
Host:	Rabbit
Clonality:	polyclonal
Clone ID:	None
IsoType:	IgG
Storage:	PBS with 0.02% sodium azide and 50% glycerol pH 7.3, -20°C for 12 months(Avoid repeated freeze / thaw cycles.)

Background

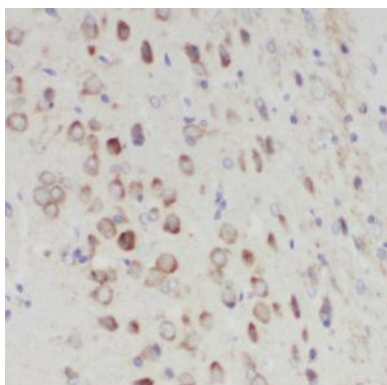
None

Immunogen information

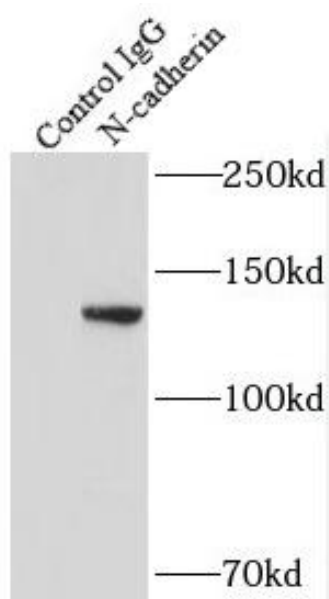
Immunogen:	cadherin 2, type 1, N-cadherin(neuronal)
Synonyms:	Cadherin-2 CDw325 Neural cadherin (N-cadherin) CDH2 CDHN NCAD
Observed MW:	130 kDa
Uniprot ID :	P19022

Application


Reactivity:	Human, Mouse, Rat
Tested Application:	ELISA, IP, WB, IHC, FC
Recommended dilution:	WB: 1:500-1:2000; IP: 1:200-1:1000; IHC: 1:20-1:200
Image:	



Immunohistochemistry of paraffin-embedded human brain tissue slide using FNab05570(N-cadherin Antibody) at dilution of 1:50



IP Result of anti-N-cadherin (IP:FNab05570, 3ug; Detection:FNab05570 1:1500) with mouse brain tissue lysate 7000ug.



mouse brain tissue were subjected to SDS PAGE followed by western blot with FNab05570(N-cadherin Antibody) at dilution of 1:2000