

## MYH1 antibody

### Product Information

Catalog No.:	FNab05470
Size:	100µg
Form:	liquid
Purification:	Immunogen affinity purified
Purity:	≥95% as determined by SDS-PAGE
Host:	Rabbit
Clonality:	polyclonal
Clone ID:	None
IsoType:	IgG
Storage:	PBS with 0.02% sodium azide and 50% glycerol pH 7.3, -20°C for 12 months(Avoid repeated freeze / thaw cycles.)

### Background

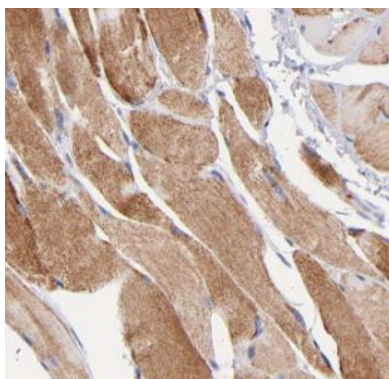
Muscle contraction.

### Immunogen information


Immunogen:	myosin, heavy chain 1, skeletal muscle, adult
Synonyms:	Myosin-1 Myosin heavy chain 1 Myosin heavy chain 2x (MyHC-2x) Myosin heavy chain IIx/d (MyHC-IIx/d) Myosin heavy chain, skeletal muscle, adult 1 MYH1
Observed MW:	220-230 kDa
Uniprot ID :	P12882

### Application


Reactivity:	Human, Mouse
Tested Application:	ELISA, IHC, IP, WB
Recommended dilution:	WB: 1:500-1:2000; IP: 1:200-1:1000; IHC: 1:20-1:200
Image:	



Immunohistochemistry of paraffin-embedded human skeletal muscle tissue slide using FNab05470(MYH1 Antibody) at dilution of 1:50



IP Result of anti-MYH1 (IP:FNab05470, 5ug; Detection:FNab05470 1:1000) with mouse skeletal muscle tissue lysate 4000ug.



Transfected HEK-293 cells were subjected to SDS PAGE followed by western blot with FNab05470(MYH1 Antibody) at dilution of 1:1000