

## MYEF2 antibody

### Product Information

Catalog No.:	FNab05464
Size:	100µg
Form:	liquid
Purification:	Immunogen affinity purified
Purity:	≥95% as determined by SDS-PAGE
Host:	Rabbit
Clonality:	polyclonal
Clone ID:	None
IsoType:	IgG
Storage:	PBS with 0.02% sodium azide and 50% glycerol pH 7.3, -20°C for 12 months(Avoid repeated freeze / thaw cycles.)

### Background

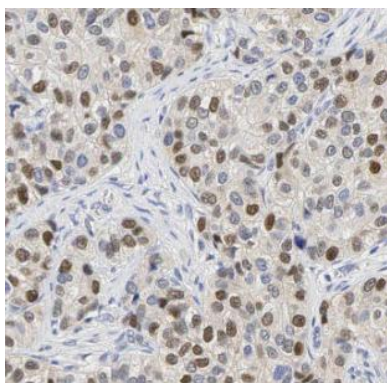
Transcriptional repressor of the myelin basic protein gene(MBP). Binds to the proximal MB1 element 5'-TTGTCC-3' of the MBP promoter. Its binding to MB1 and function are inhibited by PURA(By similarity).

### Immunogen information

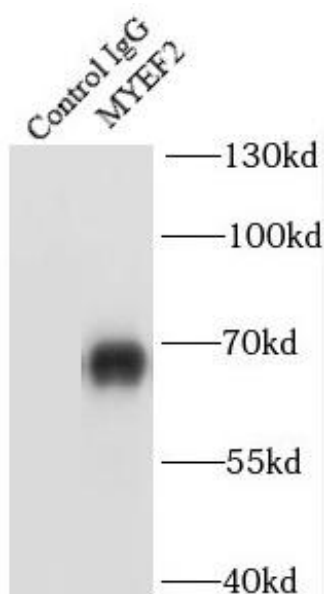
Immunogen:	myelin expression factor 2
Synonyms:	Myelin expression factor 2 (MEF-2, MyEF-2) MST156 MYEF2 KIAA1341
Observed MW:	64 kDa
Uniprot ID :	Q9P2K5

### Application

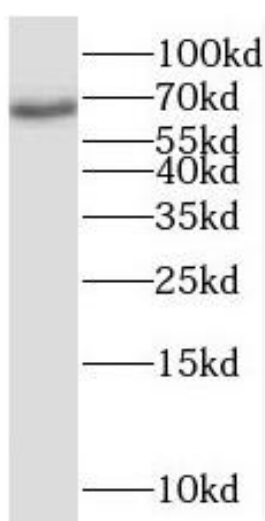
Reactivity:	Human, Mouse, Rat
Tested Application:	ELISA, WB, IHC, IF, FC, IP
Recommended dilution:	WB: 1:500-1:2000; IP: 1:200-1:1000; IHC: 1:20-1:200; IF: 1:20-1:200
Image:	



Immunohistochemistry of paraffin-embedded human breast cancer using FNab05464(MYEF2 antibody) at dilution of 1:100



IP Result of anti-MYEF2 (IP:FNab05464, 4ug; Detection:FNab05464 1:2000) with Jurkat cells lysate 2800ug.



Jurkat cells were subjected to SDS PAGE followed by western blot with FNab05464(MYEF2 antibody) at dilution of 1:2000