

MRE11 antibody

Product Information

Catalog No.:	FNab05306
Size:	100µg
Form:	liquid
Purification:	Immunogen affinity purified
Purity:	≥95% as determined by SDS-PAGE
Host:	Rabbit
Clonality:	polyclonal
Clone ID:	None
IsoType:	IgG
Storage:	PBS with 0.02% sodium azide and 50% glycerol pH 7.3, -20°C for 12 months(Avoid repeated freeze / thaw cycles.)

Background

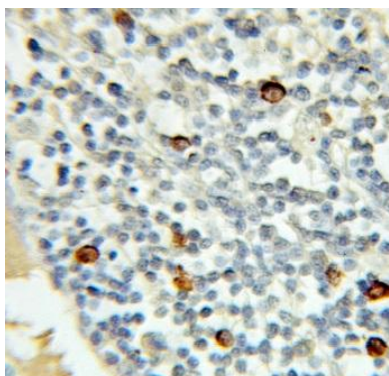
None

Immunogen information

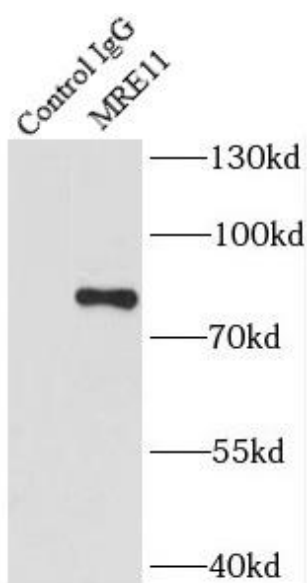
Immunogen:	MRE11 meiotic recombination 11 homolog A
Synonyms:	Double-strand break repair protein MRE11 Double-strand break repair protein MRE11A Meiotic recombination 11 homolog 1 (MRE11 homolog 1) Meiotic recombination 11 homolog A (MRE11 homolog A) MRE11 HNGS1 MRE11A
Observed MW:	81 kDa
Uniprot ID :	P49959

Application


Reactivity:	Human, Mouse, Rat
Tested Application:	ELISA, WB, IHC, IP
Recommended dilution:	WB: 1:500-1:2000; IP: 1:200-1:1000; IHC: 1:20-1:200
Image:	



Immunohistochemistry of paraffin-embedded human lymphoma using FNab05306(MRE11A antibody) at dilution of 1:50



IP Result of anti-MRE11A (IP:FNab05306, 4ug; Detection:FNab05306 1:600) with HeLa cells lysate 1200ug.



A431 cells were subjected to SDS PAGE followed by western blot with FNab05306(MRE11A antibody) at dilution of 1:600