

MMAB antibody

Product Information

Catalog No.:	FNab05226
Size:	100µg
Form:	liquid
Purification:	Immunogen affinity purified
Purity:	≥95% as determined by SDS-PAGE
Host:	Rabbit
Clonality:	polyclonal
Clone ID:	None
IsoType:	IgG
Storage:	PBS with 0.02% sodium azide and 50% glycerol pH 7.3, -20°C for 12 months(Avoid repeated freeze / thaw cycles.)

Background

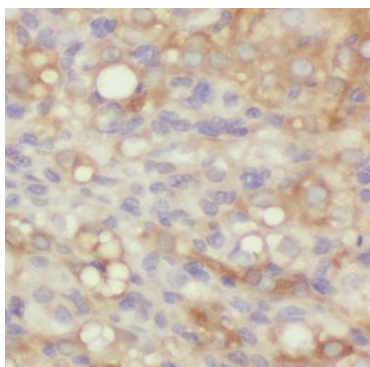
None

Immunogen information


Immunogen:	methylmalonic aciduria(cobalamin deficiency) cblB type
Synonyms:	Corrinoid adenosyltransferase MMAB ATP:co(I)rrinoid adenosyltransferase MMAB Methylmalonic aciduria type B protein MMAB
Observed MW:	27 kDa
Uniprot ID :	Q96EY8

Application


Reactivity:	Human, Mouse
Tested Application:	ELISA, WB, IHC, IP
Recommended dilution:	WB: 1:500-1:2000; IP: 1:200-1:1000; IHC: 1:20-1:200
Image:	



Immunohistochemistry of paraffin-embedded human ovary tumor using FNab05226(MMAB antibody) at dilution of 1:50



IP Result of anti-MMAB (IP:FNab05226, 4ug; Detection:FNab05226 1:500) with HeLa cells lysate 1200ug.



HeLa cells were subjected to SDS PAGE followed by western blot with FNab05226(MMAB antibody) at dilution of 1:300