

## anti- MEK3 antibody

### Product Information

|               |                                                                                                                 |
|---------------|-----------------------------------------------------------------------------------------------------------------|
| Catalog No.:  | FNab05114                                                                                                       |
| Size:         | 100µg                                                                                                           |
| Form:         | liquid                                                                                                          |
| Purification: | Immunogen affinity purified                                                                                     |
| Purity:       | ≥95% as determined by SDS-PAGE                                                                                  |
| Host:         | Rabbit                                                                                                          |
| Clonality:    | polyclonal                                                                                                      |
| Clone ID:     | None                                                                                                            |
| IsoType:      | IgG                                                                                                             |
| Storage:      | PBS with 0.02% sodium azide and 50% glycerol pH 7.3, -20°C for 12 months (Avoid repeated freeze / thaw cycles.) |

### Immunogen information

|              |                                                                                            |
|--------------|--------------------------------------------------------------------------------------------|
| Immunogen:   | mitogen-activated protein kinase kinase 3                                                  |
| Synonyms:    | MAP kinase kinase 3, MAP2K3, MAPK/ERK kinase 3, MAPKK 3, MAPKK3, MEK 3, MEK3, MKK3, PRKMK3 |
| Observed MW: | 37-40 kDa                                                                                  |
| Uniprot ID : | P46734                                                                                     |

### Application

|                       |                                                   |
|-----------------------|---------------------------------------------------|
| Reactivity:           | Human                                             |
| Tested Application:   | ELISA, WB, IHC, IF                                |
| Recommended dilution: | WB: 1:500-1:2000; IHC: 1:20-1:200; IF: 1:20-1:100 |
| Image:                |                                                   |

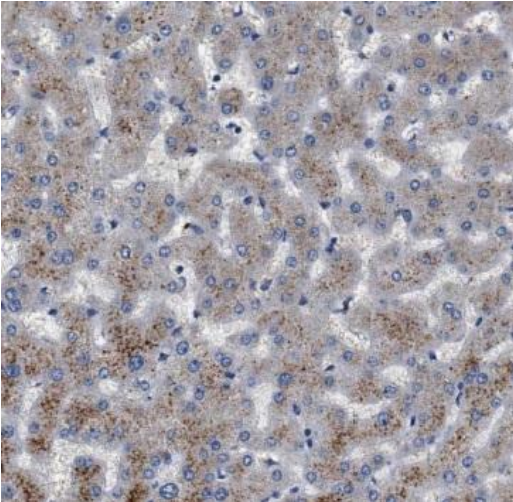
### Wuhan Fine Biotech Co., Ltd.

B9 Bld, High-Tech Medical Devices Park, No. 818 Gaoxin Ave. East Lake High-Tech Development Zone. Wuhan, Hubei, China(430206)

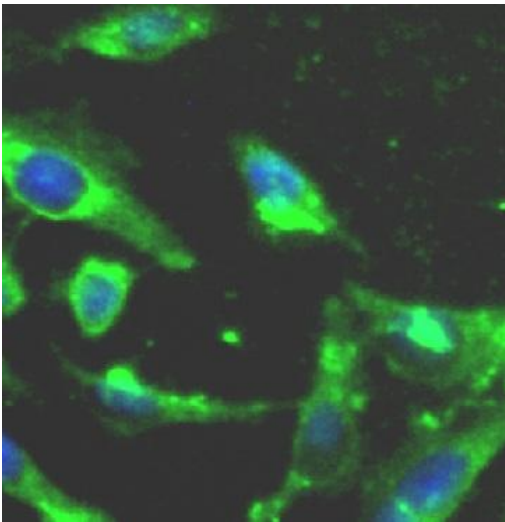
Tel : (0086)027-87384275

Fax: (0086)027-87800889

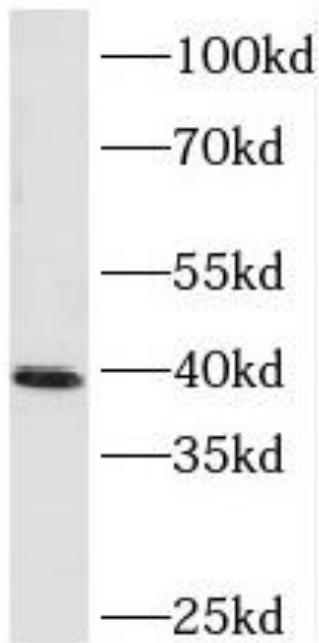
[www.fn-test.com](http://www.fn-test.com)



Immunohistochemistry of paraffin-embedded human liver using FNab05114(MEK3 antibody) at dilution of 1:100



Immunofluorescent analysis of U2OS cells, using MEK3 antibody FNab05114 at 1:50 dilution.



Hela cells were subjected to SDS PAGE followed by western blot with FNab05114(MEK3 antibody) at dilution of 1:600