

MAST3 antibody

Product Information

Catalog No.:	FNab05025
Size:	100µg
Form:	liquid
Purification:	Immunogen affinity purified
Purity:	≥95% as determined by SDS-PAGE
Host:	Rabbit
Clonality:	polyclonal
Clone ID:	None
IsoType:	IgG
Storage:	PBS with 0.02% sodium azide and 50% glycerol pH 7.3, -20°C for 12 months(Avoid repeated freeze / thaw cycles.)

Background

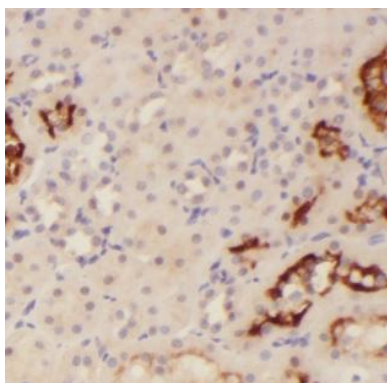
None

Immunogen information

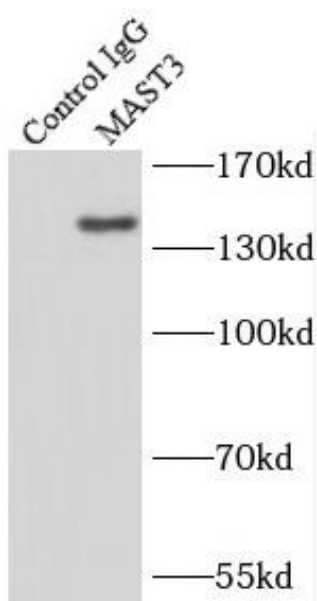
Immunogen:	microtubule associated serine/threonine kinase 3
Synonyms:	Microtubule-associated serine/threonine-protein kinase 3 MAST3 KIAA0561
Observed MW:	144 kDa
Uniprot ID :	O60307

Application


Reactivity:	Human, Mouse, Rat
Tested Application:	ELISA, WB, IHC, IF, IP
Recommended dilution:	WB: 1:500-1:2000; IP: 1:200-1:1000; IHC: 1:20-1:200; IF: 1:20-1:200
Image:	



Immunohistochemistry of paraffin-embedded human kidney using FNab05025(MAST3 antibody) at dilution of 1:100



IP Result of anti-MAST3 (IP:FNab05025, 4ug; Detection:FNab05025 1:500) with Jurkat cells lysate 4000ug.



Jurkat cells were subjected to SDS PAGE followed by western blot with FNab05025(MAST3 antibody) at dilution of 1:500