

## MAGIX antibody

### Product Information

Catalog No.:	FNab04953
Size:	100µg
Form:	liquid
Purification:	Immunogen affinity purified
Purity:	≥95% as determined by SDS-PAGE
Host:	Rabbit
Clonality:	polyclonal
Clone ID:	None
IsoType:	IgG
Storage:	PBS with 0.02% sodium azide and 50% glycerol pH 7.3, -20°C for 12 months(Avoid repeated freeze / thaw cycles.)

### Background

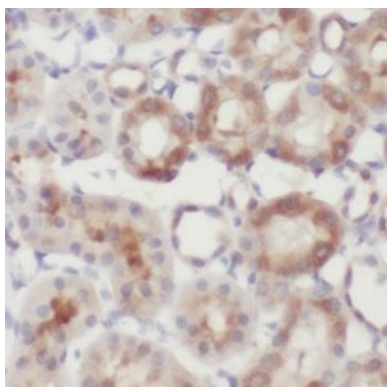
None

### Immunogen information

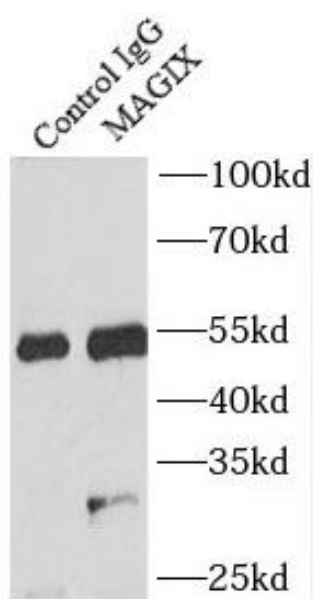
Immunogen:	MAGI family member, X-linked
Synonyms:	PDZ domain-containing protein MAGIX MAGIX
Observed MW:	35 kDa
Uniprot ID :	Q9H6Y5

### Application


Reactivity:	Human, Mouse
Tested Application:	ELISA, WB, IHC, IP
Recommended dilution:	WB: 1:500-1:2000; IP: 1:200-1:1000; IHC: 1:20-1:200
Image:	



Immunohistochemistry of paraffin-embedded human kidney tissue slide using FNab04953( MAGIX Antibody) at dilution of 1:50



IP Result of anti-MAGIX (IP:FNab04953, 3ug; Detection:FNab04953 1:300) with mouse testis tissue lysate 4800ug.



mouse testis tissue were subjected to SDS PAGE followed by western blot with FNab04953( MAGIX Antibody) at dilution of 1:300