

LY96 antibody

Product Information

Catalog No.:	FNab04900
Size:	100µg
Form:	liquid
Purification:	Immunogen affinity purified
Purity:	≥95% as determined by SDS-PAGE
Host:	Rabbit
Clonality:	polyclonal
Clone ID:	None
IsoType:	IgG
Storage:	PBS with 0.02% sodium azide and 50% glycerol pH 7.3, -20°C for 12 months(Avoid repeated freeze / thaw cycles.)

Background

Binds bacterial lipopolysaccharide(LPS)(PubMed:17803912, PubMed:17569869). Cooperates with TLR4 in the innate immune response to bacterial lipopolysaccharide(LPS), and with TLR2 in the response to cell wall components from Gram-positive and Gram-negative bacteria(PubMed:11160242, PubMed:11593030). Enhances TLR4-dependent activation of NF-kappa-B(PubMed:10359581). Cells expressing both LY96 and TLR4, but not TLR4 alone, respond to LPS(PubMed:10359581).

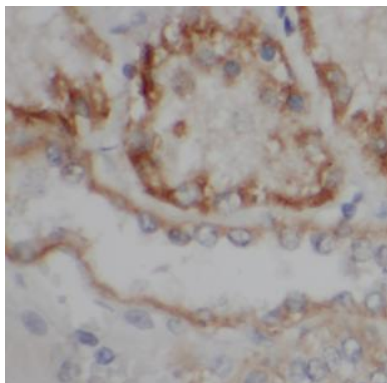
Immunogen information

Immunogen:	lymphocyte antigen 96
Synonyms:	Lymphocyte antigen 96 (Ly-96) ESOP-1 Protein MD-2 LY96 ESOP1 MD2
Observed MW:	20 kDa, 30 kDa, 35 kDa
Uniprot ID :	Q9Y6Y9

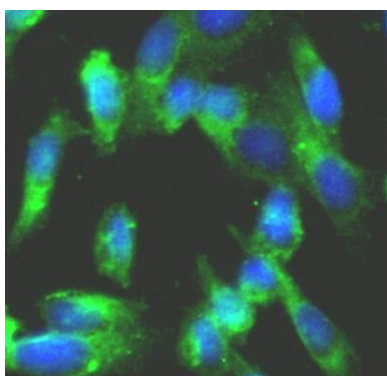
Application

Reactivity:	Human, Mouse, Rat
Tested Application:	ELISA, WB, IHC, IF
Recommended dilution:	WB: 1:200-1:2000; IHC: 1:50-1:200; IF: 1:50-1:200

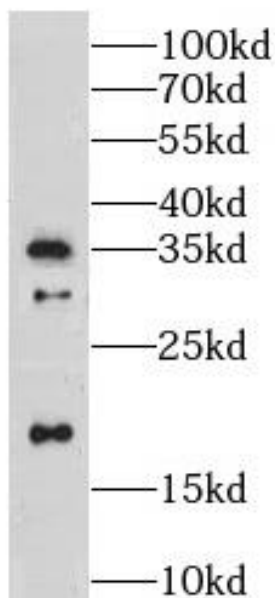
Image:



Immunohistochemistry of paraffin-embedded human kidney using FNab04900(LY96 antibody) at dilution of 1:50



Immunofluorescent analysis of U2OS cells using FNab04900 (LY96 antibody) at dilution of 1:50



U-937 cells were subjected to SDS PAGE followed by western blot with FNab04900(LY96 antibody) at dilution of 1:400