

LONP1 antibody

Product Information

Catalog No.:	FNab04820
Size:	100µg
Form:	liquid
Purification:	Immunogen affinity purified
Purity:	≥95% as determined by SDS-PAGE
Host:	Rabbit
Clonality:	polyclonal
Clone ID:	None
IsoType:	IgG
Storage:	PBS with 0.02% sodium azide and 50% glycerol pH 7.3, -20°C for 12 months(Avoid repeated freeze / thaw cycles.)

Background

ATP-dependent serine protease that mediates the selective degradation of misfolded, unassembled or oxidatively damaged polypeptides as well as certain short-lived regulatory proteins in the mitochondrial matrix. May also have a chaperone function in the assembly of inner membrane protein complexes. Participates in the regulation of mitochondrial gene expression and in the maintenance of the integrity of the mitochondrial genome. Binds to mitochondrial promoters and RNA in a single-stranded, site-specific, and strand-specific manner. May regulate mitochondrial DNA replication and/or gene expression using site-specific, single-stranded DNA binding to target the degradation of regulatory proteins binding to adjacent sites in mitochondrial promoters. Endogenous substrates include mitochondrial steroidogenic acute regulatory(StAR) protein.

Immunogen information

Immunogen:	lon peptidase 1, mitochondrial
Synonyms:	Lon protease homolog, mitochondrial LONHs Lon protease-like protein (LONP) Mitochondrial ATP-dependent protease Lon Serine protease 15 LONP1 PRSS15
Observed MW:	100 kDa
Uniprot ID :	P36776

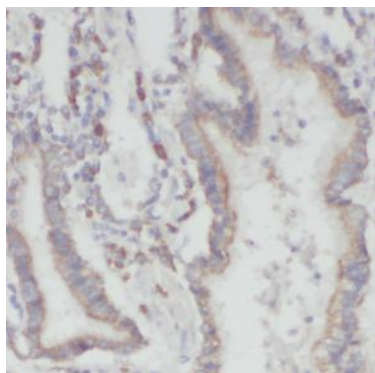
Application

Reactivity: Human, Mouse, Rat

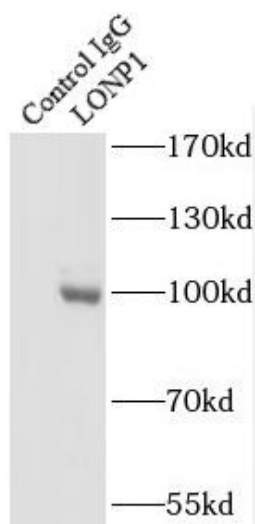
Tested Application: ELISA, WB, IHC, IP, IF

Recommended dilution: WB: 1:500-1:2000; IP: 1:200-1:2000; IHC: 1:20-1:200; IF: 1:20-1:200


Image:



Immunohistochemistry of paraffin-embedded human lung cancer tissue slide using FNab04820(LONP1 Antibody) at dilution of 1:200 heat mediated antigen retrieved with Tris-EDTA buffer(pH9).



IP Result of anti-LONP1 (IP:, 3ug; Detection: 1:1000) with mouse heart tissue lysate 9500ug.



HeLa cells were subjected to SDS PAGE followed by western blot with FNab04820(LONP1 antibody) at dilution of 1:500