

## KIFAP3 antibody

### Product Information

Catalog No.:	FNab04571
Size:	100µg
Form:	liquid
Purification:	Immunogen affinity purified
Purity:	≥95% as determined by SDS-PAGE
Host:	Rabbit
Clonality:	polyclonal
Clone ID:	None
IsoType:	IgG
Storage:	PBS with 0.02% sodium azide and 50% glycerol pH 7.3, -20°C for 12 months(Avoid repeated freeze / thaw cycles.)

### Background

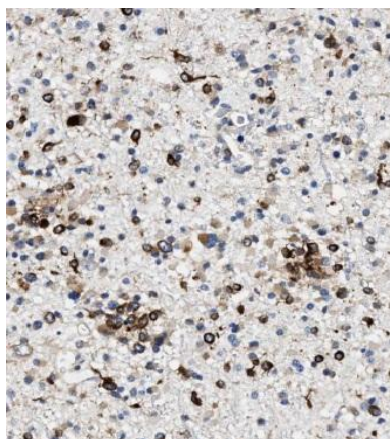
Involved in tethering the chromosomes to the spindle pole and in chromosome movement. Binds to the tail domain of the KIF3A/KIF3B heterodimer to form a heterotrimeric KIF3 complex and may regulate the membrane binding of this complex(By similarity).

### Immunogen information


Immunogen:	kinesin-associated protein 3
Synonyms:	Kinesin-associated protein 3 (KAP-3, KAP3) Smg GDS-associated protein KIFAP3 KIF3AP SMAP
Observed MW:	91 kDa
Uniprot ID :	Q92845

### Application


Reactivity:	Human, Mouse, Rat
Tested Application:	ELISA, WB, IP, IHC
Recommended dilution:	WB: 1:500-1:2000; IP: 1:200-1:1000; IHC: 1:20-1:200
Image:	



Immunohistochemistry of paraffin-embedded human gliomas using FNab04571(KIFAP3 antibody) at dilution of 1:50



IP Result of anti-KIFAP3 (IP:FNab04571, 4ug; Detection:FNab04571 1:500) with mouse testis tissue lysate 4000ug.



human brain tissue were subjected to SDS PAGE followed by western blot with FNab04571(KIFAP3 antibody) at dilution of 1:600