

anti- KGA/GAM/GAC antibody

Product Information

Catalog No.:	FNab04519
Size:	100µg
Form:	liquid
Purification:	Immunogen affinity purified
Purity:	≥95% as determined by SDS-PAGE
Host:	Rabbit
Clonality:	polyclonal
Clone ID:	None
IsoType:	IgG
Storage:	PBS with 0.02% sodium azide and 50% glycerol pH 7.3, -20°C for 12 months (Avoid repeated freeze / thaw cycles.)

Immunogen information

Immunogen:	glutaminase
Synonyms:	None
Observed MW:	58 kDa
Uniprot ID :	O94925

Application

Reactivity:	Human, Mouse, Rat
Tested Application:	ELISA, WB, IP, IHC, IF
Recommended dilution:	WB: 1:500-1:1000; IP: 1:500-1:2000 ; IHC: 1:20-1:200; IF: 1:10-1:100
Image:	

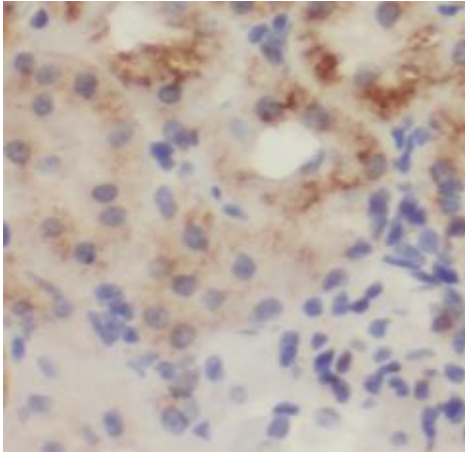
Wuhan Fine Biotech Co., Ltd.

B9 Bld, High-Tech Medical Devices Park, No. 818 Gaoxin Ave. East Lake High-Tech Development Zone. Wuhan, Hubei, China(430206)

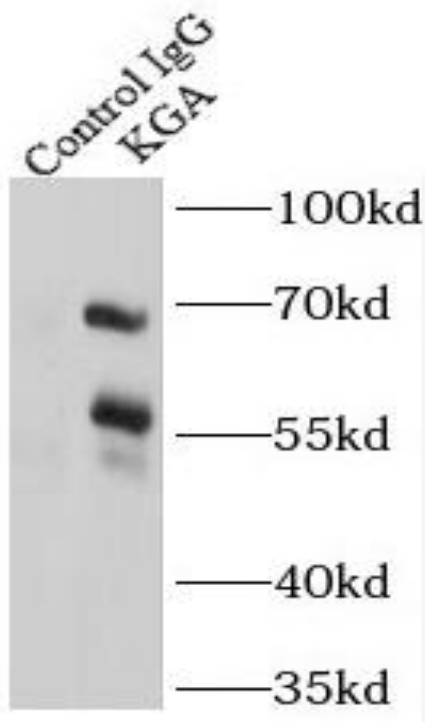
Tel : (0086)027-87384275

Fax: (0086)027-87800889


www.fn-test.com



Immunohistochemistry of paraffin-embedded human kidney slide using FNab04519 (GLS Antibody) at dilution of 1:50



IP Result of anti-KGA/GAM/GAC
(IP:FNab04519, 4ug; Detection:FNab04519 1:1000) with HEK-293 cells lysate 1200ug.



HEK-293 cells were subjected to SDS PAGE followed by western blot with FNab04519(GLS Antibody) at dilution of 1:600