

KGA/GAC antibody

Product Information

Catalog No.:	FNab04518
Size:	100µg
Form:	liquid
Purification:	Immunogen affinity purified
Purity:	≥95% as determined by SDS-PAGE
Host:	Rabbit
Clonality:	polyclonal
Clone ID:	None
IsoType:	IgG
Storage:	PBS with 0.02% sodium azide and 50% glycerol pH 7.3, -20°C for 12 months(Avoid repeated freeze / thaw cycles.)

Background

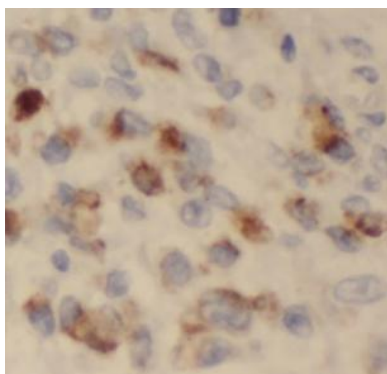
None

Immunogen information

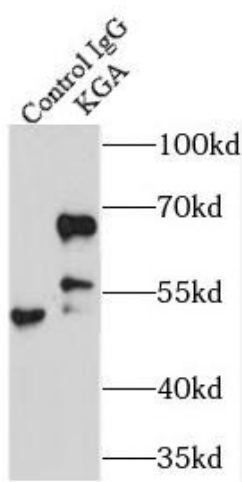
Immunogen:	glutaminase
Synonyms:	Glutaminase kidney isoform, mitochondrial (GLS) K-glutaminase L-glutamine amidohydrolase Glutaminase kidney isoform, mitochondrial 68 kDa chain Glutaminase kidney isoform, mitochondrial 65 kDa chain GLS GLS1 KIAA0838
Observed MW:	65 kDa
Uniprot ID :	O94925

Application


Reactivity:	Human, Mouse, Rat
Tested Application:	ELISA, IHC, IP, WB, IF
Recommended dilution:	WB: 1:500-1:1000; IP: 1:500-1:1000 ; IHC: 1:20-1:200; IF: 1:50-1:500
Image:	



Immunohistochemistry of paraffin-embedded human gliomas using FNab04518 (GLS antibody) at dilution of 1:100



IP result of anti-KGA/GAC (IP: FNab04518, 4ug; Detection: FNab04518 1:5000) with mouse brain tissue lysate 2400 ug



HEK-293 cells were subjected to SDS PAGE followed by western blot with FNab04518 (GLS Antibody) at dilution of 1:600