

ITPKC antibody

Product Information

Catalog No.:	FNab04424
Size:	100µg
Form:	liquid
Purification:	Immunogen affinity purified
Purity:	≥95% as determined by SDS-PAGE
Host:	Rabbit
Clonality:	polyclonal
Clone ID:	None
IsoType:	IgG
Storage:	PBS with 0.02% sodium azide and 50% glycerol pH 7.3, -20°C for 12 months(Avoid repeated freeze / thaw cycles.)

Background

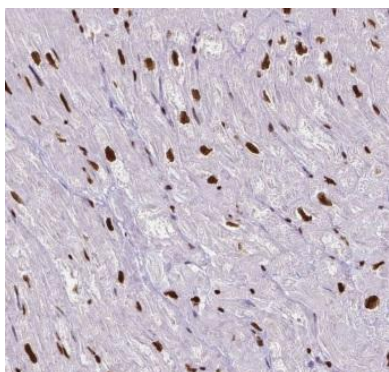
Can phosphorylate inositol 2,4,5-triphosphate to inositol 2,4,5,6-tetrphosphate.

Immunogen information

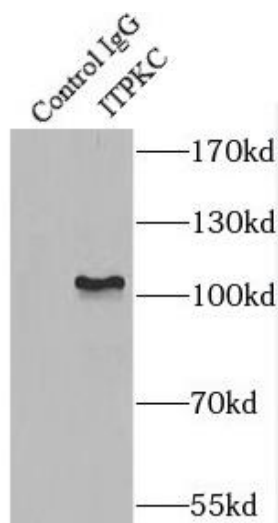
Immunogen:	inositol 1,4,5-trisphosphate 3-kinase C
Synonyms:	Inositol-trisphosphate 3-kinase C Inositol 1,4,5-trisphosphate 3-kinase C (IP3 3-kinase C, IP3K C, InsP 3-kinase C) ITPKC IP3KC
Observed MW:	100-105 kDa
Uniprot ID :	Q96DU7

Application


Reactivity:	Human
Tested Application:	ELISA, WB, IF, IHC, IP
Recommended dilution:	WB: 1:500-1:2000; IP: 1:200-1:1000; IHC: 1:20-1:200; IF: 1:20-1:200
Image:	



Immunohistochemistry of paraffin-embedded human skeletal muscle tissue slide using FNab04424(ITPKC Antibody) at dilution of 1:50



IP Result of anti-ITPKC (IP:FNab04424, 4ug; Detection:FNab04424 1:400) with HepG2 cells lysate 1600ug.



human heart tissue were subjected to SDS PAGE followed by western blot with FNab04424(ITPKC antibody) at dilution of 1:400