

## ING4-specific antibody

### Product Information

Catalog No.:	FNab04314
Size:	100µg
Form:	liquid
Purification:	Immunogen affinity purified
Purity:	≥95% as determined by SDS-PAGE
Host:	Rabbit
Clonality:	polyclonal
Clone ID:	None
IsoType:	IgG
Storage:	PBS with 0.02% sodium azide and 50% glycerol pH 7.3, -20°C for 12 months(Avoid repeated freeze / thaw cycles.)

### Background

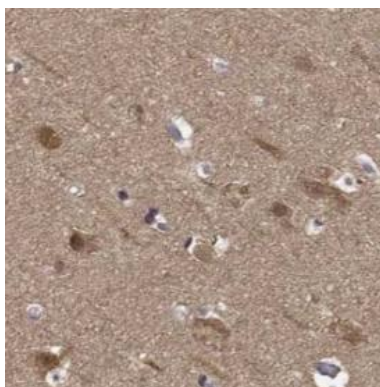
None

### Immunogen information

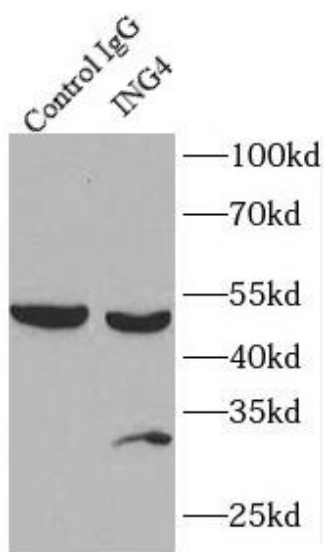
Immunogen:	inhibitor of growth family, member 4
Synonyms:	Inhibitor of growth protein 4 p29ING4 ING4
Observed MW:	30 kDa
Uniprot ID :	Q9UNL4

### Application

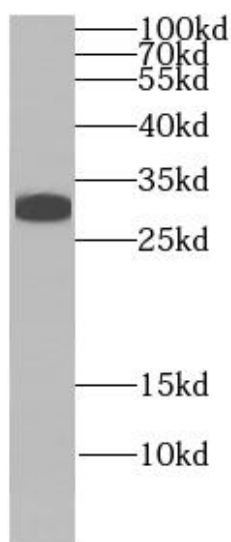
Reactivity:	Human, Mouse, Rat
Tested Application:	ELISA, WB, IHC, IF, IP
Recommended dilution:	WB: 1:500-1:1000; IP: 1:200-1:1000; IHC: 1:20-1:200; IF: 1:10-1:100
Image:	



Immunohistochemistry of paraffin-embedded human brain using FNab04314(ING4-specific antibody) at dilution of 1:50



IP Result of anti-ING4-specific (IP:FNab04314, 3ug; Detection:FNab04314 1:300) with HeLa cells lysate 2500ug.



Jurkat cells were subjected to SDS PAGE followed by western blot with FNab04314(ING4-specific antibody) at dilution of 1:500