

## IGFBP2 antibody

### Product Information

Catalog No.:	FNab04176
Size:	100µg
Form:	liquid
Purification:	Immunogen affinity purified
Purity:	≥95% as determined by SDS-PAGE
Host:	Rabbit
Clonality:	polyclonal
Clone ID:	None
IsoType:	IgG
Storage:	PBS with 0.02% sodium azide and 50% glycerol pH 7.3, -20°C for 12 months(Avoid repeated freeze / thaw cycles.)

### Background

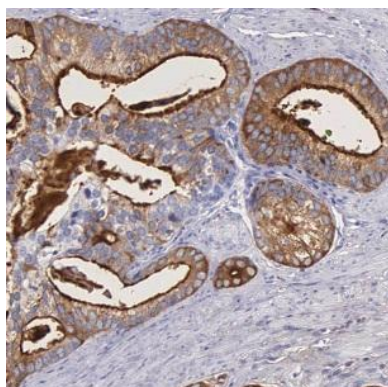
Inhibits IGF-mediated growth and developmental rates. IGF-binding proteins prolong the half-life of the IGFs and have been shown to either inhibit or stimulate the growth promoting effects of the IGFs on cell culture. They alter the interaction of IGFs with their cell surface receptors.

### Immunogen information

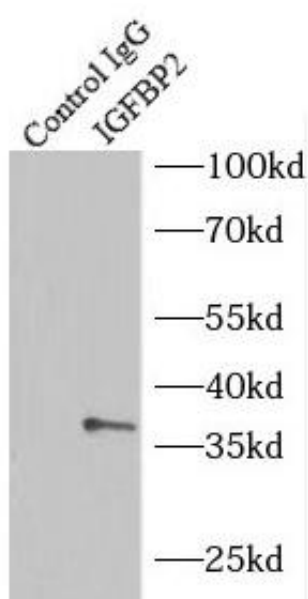
Immunogen:	insulin-like growth factor binding protein 2, 36 kDaa
Synonyms:	Insulin-like growth factor-binding protein 2 (IBP-2, IGF-binding protein 2, IGFBP-2) IGFBP2 BP2 IBP2
Observed MW:	32 kDa
Uniprot ID :	P18065

### Application

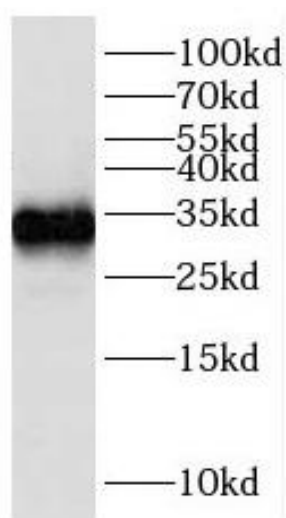
Reactivity:	Human, Mouse
Tested Application:	ELISA, WB, IHC, IP
Recommended dilution:	WB: 1:500-1:2000; IP: 1:200-1:1000; IHC: 1:20-1:200
Image:	



Immunohistochemistry of paraffin-embedded human breast cancer using FNab04176(IGFBP2 antibody) at dilution of 1:50



IP Result of anti-IGFBP2 (IP:FNab04176, 4ug; Detection:FNab04176 1:300) with SH-SY5Y cells lysate 1200ug.



HeLa cells were subjected to SDS PAGE followed by western blot with FNab04176(IGFBP2 antibody) at dilution of 1:300