

HSDL2 antibody

Product Information

Catalog No.:	FNab04034
Size:	100µg
Form:	liquid
Purification:	Immunogen affinity purified
Purity:	≥95% as determined by SDS-PAGE
Host:	Rabbit
Clonality:	polyclonal
Clone ID:	None
IsoType:	IgG
Storage:	PBS with 0.02% sodium azide and 50% glycerol pH 7.3, -20°C for 12 months(Avoid repeated freeze / thaw cycles.)

Background

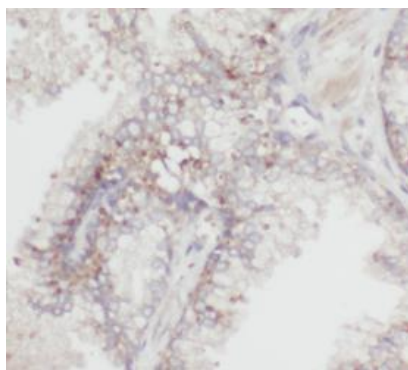
Has apparently no steroid dehydrogenase activity.

Immunogen information

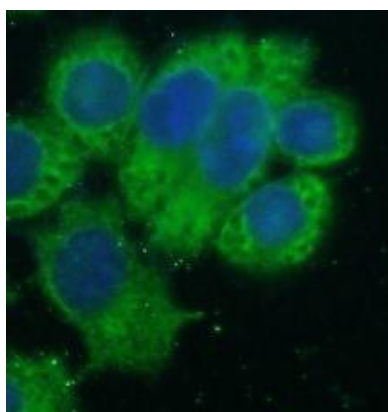
Immunogen:	hydroxysteroid dehydrogenase like 2
Synonyms:	Hydroxysteroid dehydrogenase-like protein 2 Short chain dehydrogenase/reductase family 13C member 1 HSDL2 C9orf99 SDR13C1
Observed MW:	45 kDa
Uniprot ID :	Q6YN16

Application

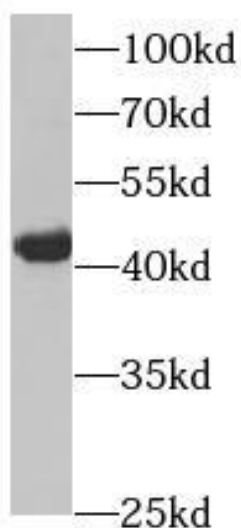
Reactivity:	Human, Mouse, Rat
Tested Application:	ELISA, WB, IHC, IF
Recommended dilution:	WB: 1:1000-1:4000; IHC: 1:20-1:200; IF: 1:20-1:200
Image:	



Immunohistochemistry of paraffin-embedded human prostate cancer using FNab04034(HSDL2 antibody) at dilution of 1:100



Immunofluorescent analysis of HeLa cells using FNab04034 (HSDL2 antibody) at dilution of 1:50 and Alexa Fluor 488-conjugated Goat Anti-Rabbit IgG(H+L)



HEK-293 cells were subjected to SDS PAGE followed by western blot with FNab04034(HSDL2 antibody) at dilution of 1:500