

HDGFL2 antibody

Product Information

Catalog No.:	FNab04012
Size:	100µg
Form:	liquid
Purification:	Immunogen affinity purified
Purity:	≥95% as determined by SDS-PAGE
Host:	Rabbit
Clonality:	polyclonal
Clone ID:	None
IsoType:	IgG
Storage:	PBS with 0.02% sodium azide and 50% glycerol pH 7.3, -20°C for 12 months(Avoid repeated freeze / thaw cycles.)

Background

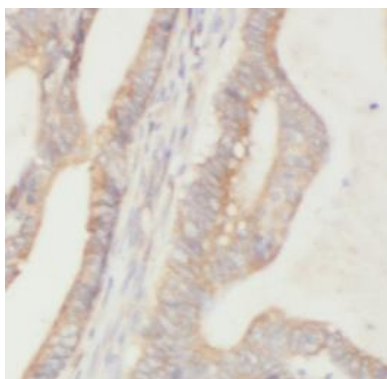
None

Immunogen information

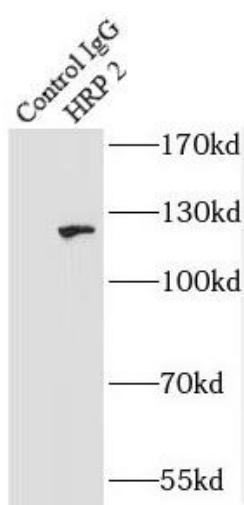
Immunogen:	hepatoma-derived growth factor-related protein 2
Synonyms:	Hepatoma-derived growth factor-related protein 2 (HDGF-related protein 2, HRP-2) Hepatoma-derived growth factor 2 (HDGF-2) HDGFL2 HDGF2 HDGFRP2 HRP2
Observed MW:	120 kDa
Uniprot ID :	Q7Z4V5

Application


Reactivity:	Human, Mouse, Rat
Tested Application:	ELISA, WB, IP, IF, IHC
Recommended dilution:	WB: 1:500-1:3000; IP:1:5000-1:50000; IHC: 1:50-1:500; IF: 1:50-1:500
Image:	



Immunohistochemistry of paraffin-embedded human colon tissue slide using FNab04012(HRP 2 antibody) at dilution of 1:200



IP Result of anti-HRP 2 (IP:FNab04012, 4ug; Detection:FNab04012 1:10000) with HepG2 cells lysate 3400ug.



HepG2 cells were subjected to SDS PAGE followed by western blot with FNab04012(HRP 2 antibody) at dilution of 1:500