

HOXD13 antibody

Product Information

Catalog No.:	FNab03986
Size:	100µg
Form:	liquid
Purification:	Immunogen affinity purified
Purity:	≥95% as determined by SDS-PAGE
Host:	Rabbit
Clonality:	polyclonal
Clone ID:	None
IsoType:	IgG
Storage:	PBS with 0.02% sodium azide and 50% glycerol pH 7.3, -20°C for 12 months(Avoid repeated freeze / thaw cycles.)

Background

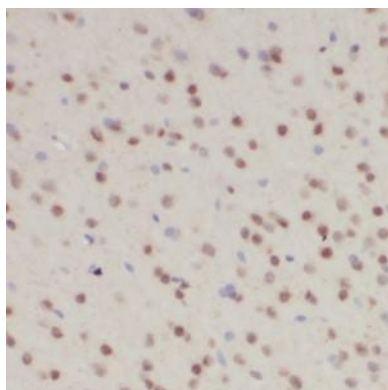
Sequence-specific transcription factor which is part of a developmental regulatory system that provides cells with specific positional identities on the anterior-posterior axis.

Immunogen information

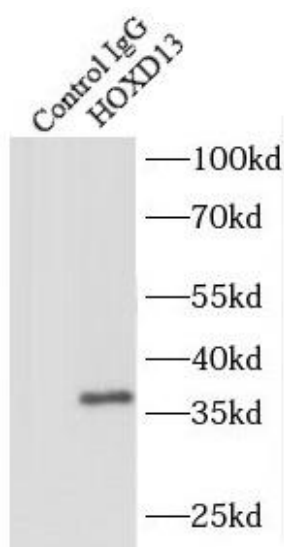
Immunogen:	homeobox D13
Synonyms:	HOXD13 antibody
Observed MW:	38-40 kDa
Uniprot ID :	P35453

Application

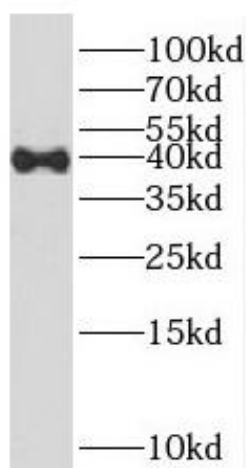
Reactivity:	Human, Mouse, Rat
Tested Application:	ELISA, WB, IHC, IP
Recommended dilution:	WB: 1:500-1:2000; IP: 1:200-1:1000; IHC: 1:20-1:200
Image:	



Immunohistochemistry of paraffin-embedded human brain using FNab03986(HOXD13 antibody) at dilution of 1:100



IP Result of anti-HOXD13 (IP:FNab03986, 4ug; Detection:FNab03986 1:500) with A549 cells lysate 1600ug.



A549 cells were subjected to SDS PAGE followed by western blot with FNab03986(HOXD13 Antibody) at dilution of 1:300