

## HMGB2 antibody

### Product Information

Catalog No.:	FNab03925
Size:	100µg
Form:	liquid
Purification:	Immunogen affinity purified
Purity:	≥95% as determined by SDS-PAGE
Host:	Rabbit
Clonality:	polyclonal
Clone ID:	None
IsoType:	IgG
Storage:	PBS with 0.02% sodium azide and 50% glycerol pH 7.3, -20°C for 12 months(Avoid repeated freeze / thaw cycles.)

### Background

Multifunctional protein with various roles in different cellular compartments. May act in a redox sensitive manner. In the nucleus is an abundant chromatin-associated non-histone protein involved in transcription, chromatin remodeling and V(D)J recombination and probably other processes. Binds DNA with a preference to non-canonical DNA structures such as single-stranded DNA. Can bent DNA and enhance DNA flexibility by looping thus providing a mechanism to promote activities on various gene promoters by enhancing transcription factor binding and/or bringing distant regulatory sequences into close proximity(PubMed:7797075, PubMed:11909973, PubMed:19522541, PubMed:18413230, PubMed:19965638, PubMed:20123072). Involved in V(D)J recombination by acting as a cofactor of the RAG complex: acts by stimulating cleavage and RAG protein binding at the 23 bp spacer of conserved recombination signal sequences(RSS)(By similarity). Proposed to be involved in the innate immune response to nucleic acids by acting as a promiscuous immunogenic DNA/RNA sensor which cooperates with subsequent discriminative sensing by specific pattern recognition receptors(By similarity). In the extracellular compartment acts as a chemokine. Promotes proliferation and migration of endothelial cells implicating AGER/RAGE(PubMed:19811285). Has antimicrobial activity in gastrointestinal epithelial tissues(PubMed:23877675). Involved in inflammatory response to antigenic stimulus coupled with proinflammatory activity(By similarity). Involved in modulation of neurogenesis probably by regulation of neural stem proliferation(By similarity). Involved in articular cartilage surface maintenance implicating LEF1 and the Wnt/beta-catenin pathway(By similarity).

### Immunogen information

Immunogen:	high-mobility group box 2
Synonyms:	High mobility group protein B2 High mobility group protein 2 (HMG-2) HMGB2 HMG2

Observed MW: 33-35 kDa

Uniprot ID : P26583

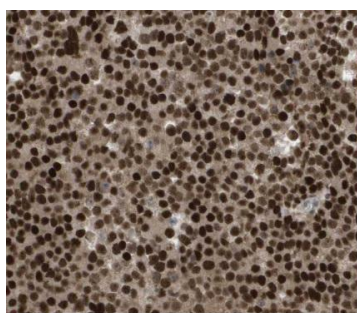
## Application

Reactivity: Human, Mouse, Rat

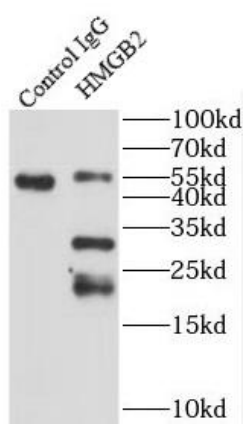
Tested Application: ELISA, WB, IHC, IP

Recommended dilution: WB: 1:500-1:2000; IP: 1:200-1:1000; IHC: 1:20-1:200

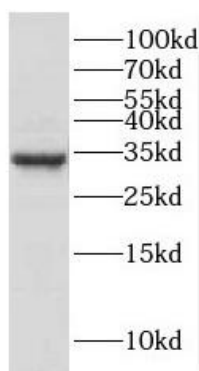
Image:



Immunohistochemistry of paraffin-embedded human brain using FNab03925(HMGB2 antibody) at dilution of 1:100



IP Result of anti-HMGB2 (IP:FNab03925, 4ug; Detection:FNab03925 1:500) with HEK-293 cells lysate 1200ug.



Jurkat cells were subjected to SDS PAGE followed by western blot with FNab03925(HMGB2 antibody) at dilution of 1:600