

HLA-C antibody

Product Information

Catalog No.:	FNab03898
Size:	100µg
Form:	liquid
Purification:	Immunogen affinity purified
Purity:	≥95% as determined by SDS-PAGE
Host:	Rabbit
Clonality:	polyclonal
Clone ID:	None
IsoType:	IgG
Storage:	PBS with 0.02% sodium azide and 50% glycerol pH 7.3, -20°C for 12 months(Avoid repeated freeze / thaw cycles.)

Background

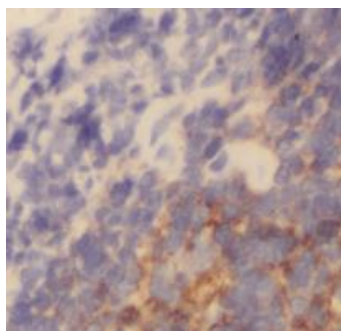
None

Immunogen information

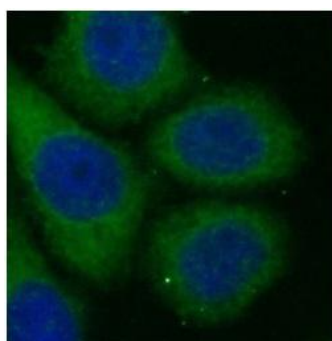
Immunogen:	major histocompatibility complex, class I, C
Synonyms:	HLA class I histocompatibility antigen, C alpha chain (HLA-C) HLA-Cw Human leukocyte antigen C HLA-C HLAC
Observed MW:	44 kDa
Uniprot ID :	P30508

Application

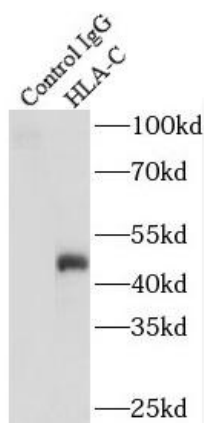
Reactivity:	Human
Tested Application:	ELISA, WB, IHC, IF, IP
Recommended dilution:	WB: 1:500-1:2000; IP: 1:500-1:2000; IHC: 1:20-1:200; IF: 1:50-1:500
Image:	




Immunohistochemistry of paraffin-embedded human lymphoma using FNab03898(HLA class I(HLA-C) antibody) at dilution of 1:50



Immunofluorescent analysis of HeLa cells using FNab03898(HLA-C antibody) at dilution of 1:50



IP Result of anti-HLA class I (HLA-C)
(IP:FNab03898, 4ug; Detection:FNab03898 1:1000) with Jurkat cells lysate 2400ug.



Jurkat cells were subjected to SDS PAGE followed by western blot with FNab03898(HLA class I(HLA-C) Antibody) at dilution of 1:1000