

HDAC4-specific antibody

Product Information

Catalog No.:	FNab03801
Size:	100µg
Form:	liquid
Purification:	Immunogen affinity purified
Purity:	≥95% as determined by SDS-PAGE
Host:	Rabbit
Clonality:	polyclonal
Clone ID:	None
IsoType:	IgG
Storage:	PBS with 0.02% sodium azide and 50% glycerol pH 7.3, -20°C for 12 months(Avoid repeated freeze / thaw cycles.)

Background

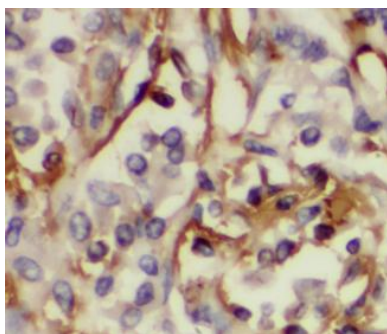
None

Immunogen information

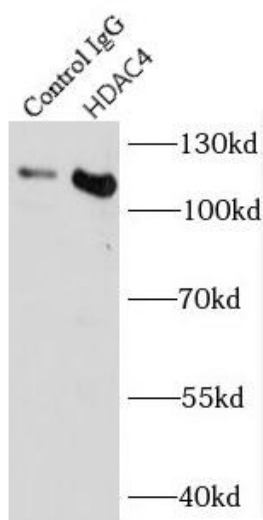
Immunogen:	histone deacetylase 4
Synonyms:	Histone deacetylase 4 (HD4) HDAC4 KIAA0288
Observed MW:	130 kDa
Uniprot ID :	P56524

Application

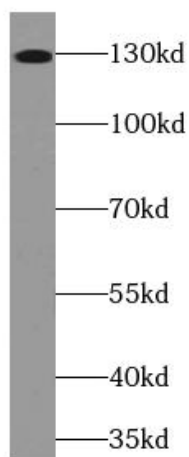
Reactivity:	Human, Mouse, Rat
Tested Application:	ELISA, WB, IHC, IP
Recommended dilution:	WB: 1:500-1:1000; IP: 1:500-1:1000; IHC: 1:20-1:200
Image:	



Immunohistochemistry of paraffin-embedded human lung cancer tissue slide using FNab03801(HDAC4-specific Antibody) at dilution of 1:50



IP Result of anti-HDAC4-specific (IP:FNab03801, 4ug; Detection:FNab03801 1:500) with HeLa cells lysate 2440ug.



HeLa cells were subjected to SDS PAGE followed by western blot with FNab03801(HDAC4-specific Antibody) at dilution of 1:600