

HP antibody

Product Information

Catalog No.:	FNab03755
Size:	100µg
Form:	liquid
Purification:	Immunogen affinity purified
Purity:	≥95% as determined by SDS-PAGE
Host:	Rabbit
Clonality:	polyclonal
Clone ID:	None
IsoType:	IgG
Storage:	PBS with 0.02% sodium azide and 50% glycerol pH 7.3, -20°C for 12 months(Avoid repeated freeze / thaw cycles.)

Background

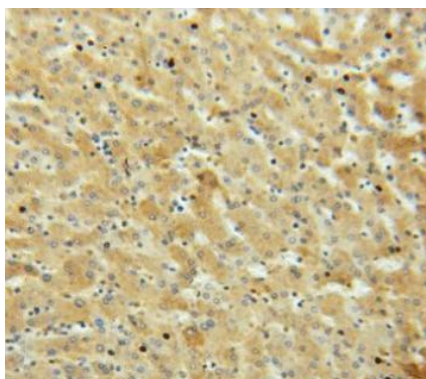
None

Immunogen information

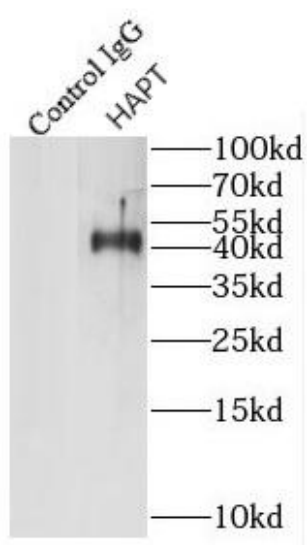
Immunogen:	haptoglobin
Synonyms:	Haptoglobin Zonulin Haptoglobin alpha chain Haptoglobin beta chain HP
Observed MW:	42 kDa
Uniprot ID :	P00738

Application

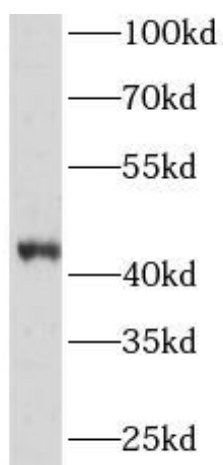
Reactivity:	Human, Mouse, Rat
Tested Application:	ELISA, WB, IHC, IP
Recommended dilution:	WB: 1:500-1:2000; IP: 1:500-1:1000; IHC: 1:20-1:200
Image:	



Immunohistochemistry of paraffin-embedded human liver using FNab03755(HP antibody) at dilution of 1:50



IP Result of anti-Haptoglobin (IP:FNab03755, 4ug; Detection:FNab03755 1:500) with HepG2 cells lysate 2000ug.



HEK-293 cells were subjected to SDS PAGE followed by western blot with FNab03755(HP antibody) at dilution of 1:500