

## GTPBP4 antibody

### Product Information

Catalog No.:	FNab03722
Size:	100µg
Form:	liquid
Purification:	Immunogen affinity purified
Purity:	≥95% as determined by SDS-PAGE
Host:	Rabbit
Clonality:	polyclonal
Clone ID:	None
IsoType:	IgG
Storage:	PBS with 0.02% sodium azide and 50% glycerol pH 7.3, -20°C for 12 months(Avoid repeated freeze / thaw cycles.)

### Background

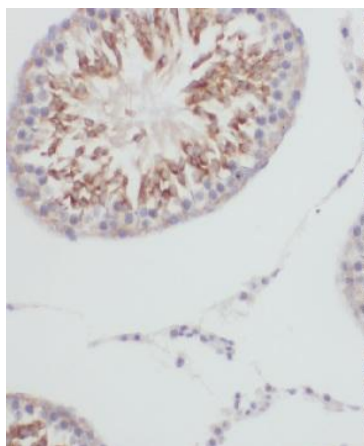
Involved in the biogenesis of the 60S ribosomal subunit.

### Immunogen information

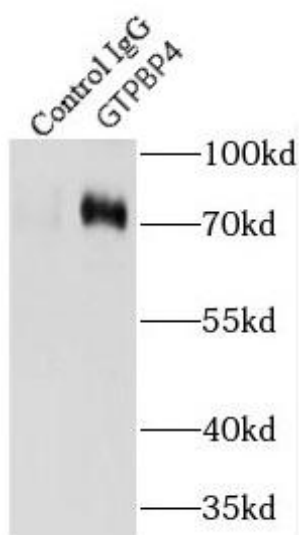
Immunogen:	GTP binding protein 4
Synonyms:	GTP-binding protein 4 Chronic renal failure gene protein GTP-binding protein NGB Nucleolar GTP-binding protein 1 GTPBP4 CRFG NOG1
Observed MW:	74 kDa
Uniprot ID :	Q9BZE4

### Application


Reactivity:	Human, Mouse
Tested Application:	ELISA, WB, IHC, IP
Recommended dilution:	WB: 1:500-1:2000; IP: 1:200-1:1000; IHC: 1:20-1:200
Image:	



Immunohistochemistry of paraffin-embedded human cervical cancer using FNab03722(GTPBP4 antibody) at dilution of 1:100



IP Result of anti-GTPBP4 (IP:FNab03722, 4ug; Detection:FNab03722 1:800) with mouse testis tissue lysate 4000ug.



mouse testis tissue were subjected to SDS PAGE followed by western blot with FNab03722(GTPBP4 antibody) at dilution of 1:800