

GAPDH antibody

Product Information

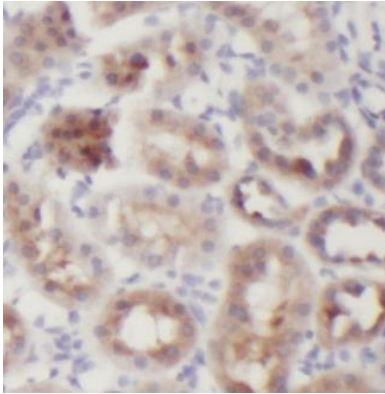
Catalog No.:	FNab03343
Size:	100µg
Form:	liquid
Purification:	Protein A+G purification
Purity:	≥95% as determined by SDS-PAGE
Host:	Mouse
Clonality:	monoclonal
Clone ID:	4A2
IsoType:	IgG1
Storage:	PBS with 0.02% sodium azide and 50% glycerol pH 7.3, -20°C for 12 months(Avoid repeated freeze / thaw cycles.)

Immunogen information


Immunogen:	glyceraldehyde-3-phosphate dehydrogenase
Synonyms:	Glyceraldehyde-3-phosphate dehydrogenase (GAPDH) Peptidyl-cysteine S-nitrosylase GAPDH GAPDH GAPD
Observed MW:	36 kDa
Uniprot ID :	P04406

Application

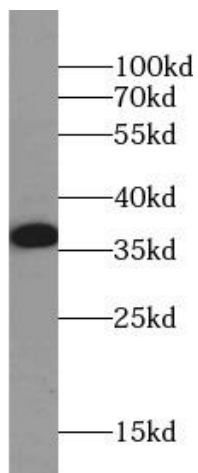
Reactivity:	Human, Mouse, Rat, Zebrafish
Tested Application:	ELISA, IHC, WB, IF, FC, IP
Recommended dilution:	WB: 1:5000-1:20000; IP: 1:3000-1:20000; IHC: 1:50-1:500; IF: 1:20-1:200
Image:	



Immunohistochemistry of paraffin-embedded human kidney tissue slide using FNab03343(GAPDH Antibody) at dilution of 1:100



IP Result of anti-GAPDH (IP: FNab03343, 4ug; Detection: FNab03343 1:3000) with HeLa cells lysate 3000ug.



HeLa cells were subjected to SDS PAGE followed by western blot with FNab03343(GAPDH antibody) at dilution of 1:10000