

GABARAPL1-Specific antibody

Product Information

Catalog No.:	FNab03276
Size:	100µg
Form:	liquid
Purification:	Immunogen affinity purified
Purity:	≥95% as determined by SDS-PAGE
Host:	Rabbit
Clonality:	polyclonal
Clone ID:	None
IsoType:	IgG
Storage:	PBS with 0.02% sodium azide and 50% glycerol pH 7.3, -20°C for 12 months(Avoid repeated freeze / thaw cycles.)

Background

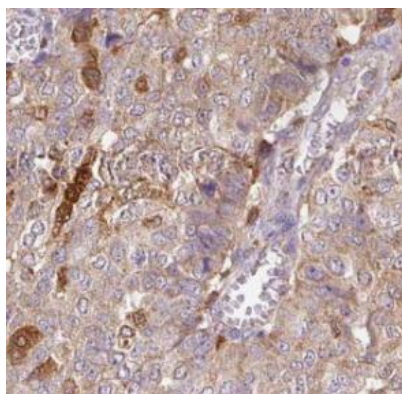
None

Immunogen information


Immunogen:	GABA(A) receptor-associated protein like 1
Synonyms:	Gamma-aminobutyric acid receptor-associated protein-like 1 Early estrogen-regulated protein GABA(A) receptor-associated protein-like 1 Glandular epithelial cell protein 1 (GEC-1) GABARAPL1 GEC1
Observed MW:	16 kDa
Uniprot ID :	Q9H0R8

Application

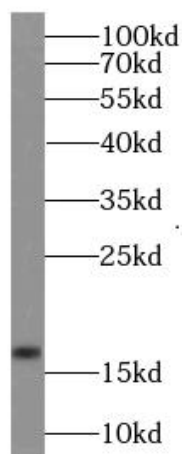
Reactivity:	Human, Mouse, Rat
Tested Application:	ELISA, WB, IHC, IP, IF
Recommended dilution:	WB: 1:500-1:2000; IP: 1:500-1:1000; IHC: 1:20-1:200; IF: 1:20-1:200
Image:	



Immunohistochemistry of paraffin-embedded human ovary tumor using FNab03276(ATG8L antibody) at dilution of 1:50



IP Result of anti-GABARAPL1-Specific (IP:FNab03276, 3ug; Detection:FNab03276 1:500) with mouse liver tissue lysate 5000ug.



rat brain tissue were subjected to SDS PAGE followed by western blot with FNab03276(ATG8L antibody) at dilution of 1:1000