

FXR1 antibody

Product Information

Catalog No.:	FNab03256
Size:	100µg
Form:	liquid
Purification:	Immunogen affinity purified
Purity:	≥95% as determined by SDS-PAGE
Host:	Rabbit
Clonality:	polyclonal
Clone ID:	None
IsoType:	IgG
Storage:	PBS with 0.02% sodium azide and 50% glycerol pH 7.3, -20°C for 12 months(Avoid repeated freeze / thaw cycles.)

Background

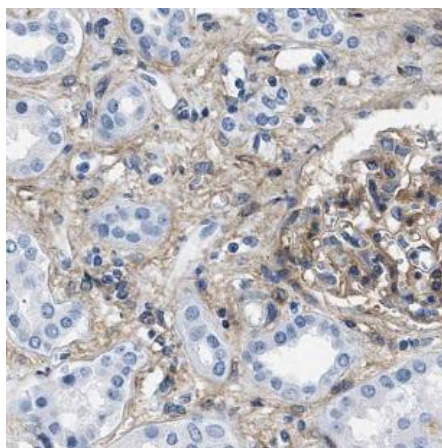
RNA-binding protein required for embryonic and postnatal development of muscle tissue. May regulate intracellular transport and local translation of certain mRNAs(By similarity).

Immunogen information


Immunogen:	fragile X mental retardation, autosomal homolog 1
Synonyms:	RNA-binding protein FXR1 FMR1 autosomal homolog 1 hFXR1p FXR1
Observed MW:	60-80 kDa
Uniprot ID :	P51114

Application


Reactivity:	Human, Mouse, Rat
Tested Application:	ELISA, WB, IHC, IP, IF
Recommended dilution:	WB: 1:1000-1:10000; IP: 1:500-1:1000; IHC: 1:20-1:200; IF: 1:10-1:100
Image:	



Immunohistochemistry of paraffin-embedded human kidney using FNa03256(FXR1 antibody) at dilution of 1:50



IP Result of anti-FXR1 (IP:FNa03256, 3ug; Detection:FNa03256 1:800) with mouse skeletal muscle tissue lysate 8000ug.



mouse testis tissue were subjected to SDS PAGE followed by western blot with FNa03256(FXR1 antibody) at dilution of 1:300