

FSHR antibody

Product Information

Catalog No.:	FNab03231
Size:	100µg
Form:	liquid
Purification:	Immunogen affinity purified
Purity:	≥95% as determined by SDS-PAGE
Host:	Rabbit
Clonality:	polyclonal
Clone ID:	None
IsoType:	IgG
Storage:	PBS with 0.02% sodium azide and 50% glycerol pH 7.3, -20°C for 12 months(Avoid repeated freeze / thaw cycles.)

Background

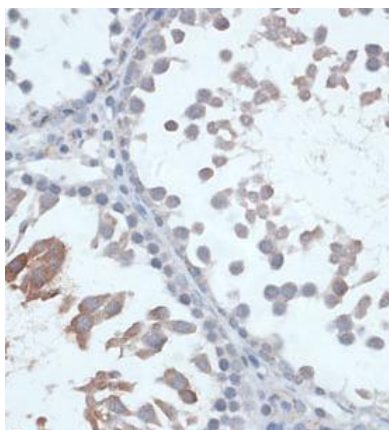
Receptor for follicle-stimulating hormone. The activity of this receptor is mediated by G proteins which activate adenylate cyclase. Induces cAMP production through the activation of PI3K-AKT and SRC-ERK1/2 signaling pathways.

Immunogen information

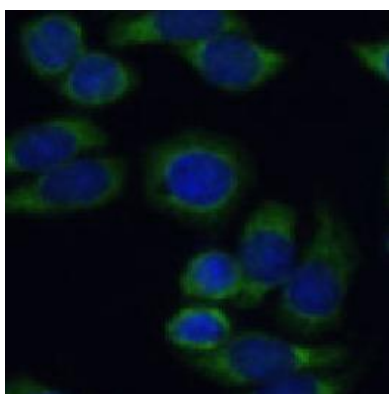
Immunogen:	follicle stimulating hormone receptor
Synonyms:	Follicle-stimulating hormone receptor (FSH-R) Follitropin receptor FSHR LGR1
Observed MW:	71 kDa
Uniprot ID :	P23945

Application

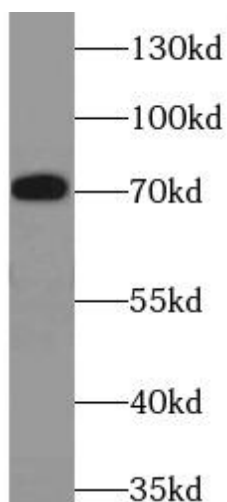
Reactivity:	Human, Mouse, Rat
Tested Application:	ELISA, WB, IHC, IF
Recommended dilution:	WB: 1:500-1:2000; IHC: 1:50-1:200; IF: 1:50-1:200
Image:	



Immunohistochemistry of paraffin-embedded rat testis using FNab03231(FSHR antibody) at dilution of 1:100



Immunofluorescence analysis of HeLa cells using FNab03231(FSHR antibody) at dilution of 1:100. Blue: DAPI for nuclear staining.



SW626 cells were subjected to SDS PAGE followed by western blot with FNab03231(FSHR antibody) at dilution of 1:1000