

## FOXA2 antibody

### Product Information

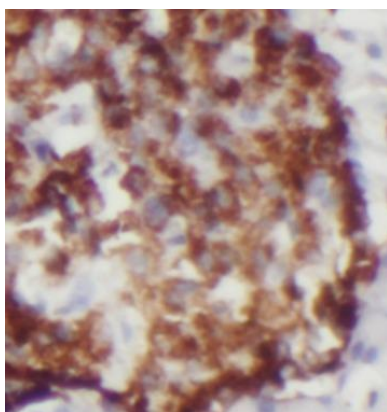
Catalog No.:	FNab03188
Size:	100µg
Form:	liquid
Purification:	Immunogen affinity purified
Purity:	≥95% as determined by SDS-PAGE
Host:	Rabbit
Clonality:	polyclonal
Clone ID:	None
IsoType:	IgG
Storage:	PBS with 0.02% sodium azide and 50% glycerol pH 7.3, -20°C for 12 months(Avoid repeated freeze / thaw cycles.)

### Immunogen information

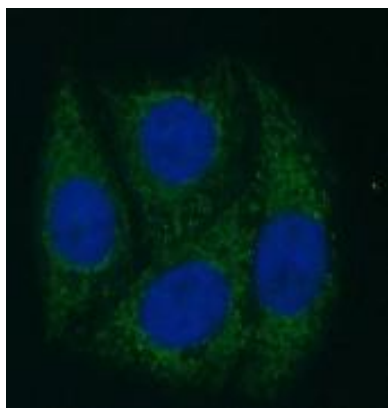
Immunogen:	forkhead box A2
Synonyms:	Hepatocyte nuclear factor 3-beta (HNF-3-beta, HNF-3B) Forkhead box protein A2 Transcription factor 3B (TCF-3B) FOXA2 HNF3B TCF3B
Observed MW:	60 kDa
Uniprot ID :	Q9Y261

### Application

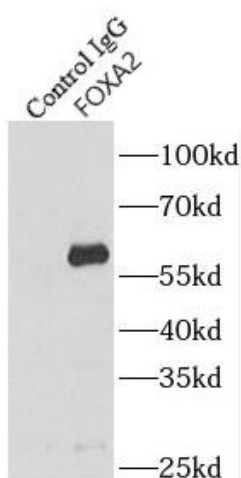
Reactivity:	Human
Tested Application:	ELISA, IP, WB, IHC
Recommended dilution:	WB: 1:500-1:5000; IP: 1:200-1:1000; IHC: 1:20-1:200; IF: 1:50-1:500
Image:	




Immunohistochemistry of paraffin-embedded human pancreas tissue slide using FNab03188(FOXA2 Antibody) at dilution of 1:50



Immunofluorescent analysis of ( -20°C Ethanol ) fixed HepG2 cells using FNab03188 ( FOXA2 Antibody) at dilution of 1:50 and Alexa Fluor 488-conjugated AffiniPure Goat Anti-Rabbit IgG(H+L)



IP Result of anti-FOXA2 (IP:FNab03188, 3ug; Detection:FNab03188 1:300) with HepG2 cells lysate 1920ug.



HepG2 cells were subjected to SDS PAGE followed by western blot with FNab03188(FOXA2 Antibody) at dilution of 1:1000